

Wes Vice Hardwoods
& Supply Inc.
Nederland, Texas



Base
Mouldings

SPECIFICATIONS

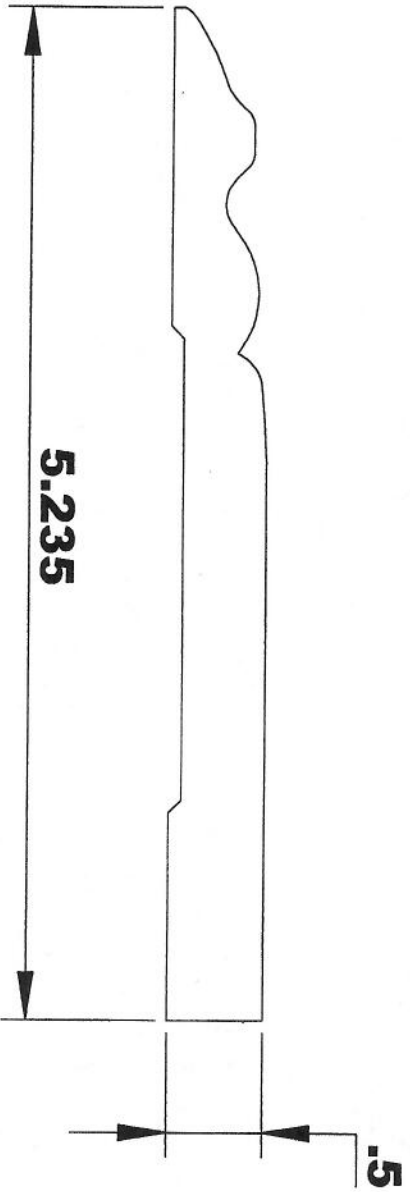
MOULDING # BA 1

CUSTOMER: _____

COMMENTS: 20 * HOOK

MOULDER: 5/16 T-REX CORR., 1.5 START DEPTH, 10MM AXIALS

T-REX LONG WEAR



INSIDE OF MACHINE

OUTFEED VIEW COMING

SPECIFICATIONS

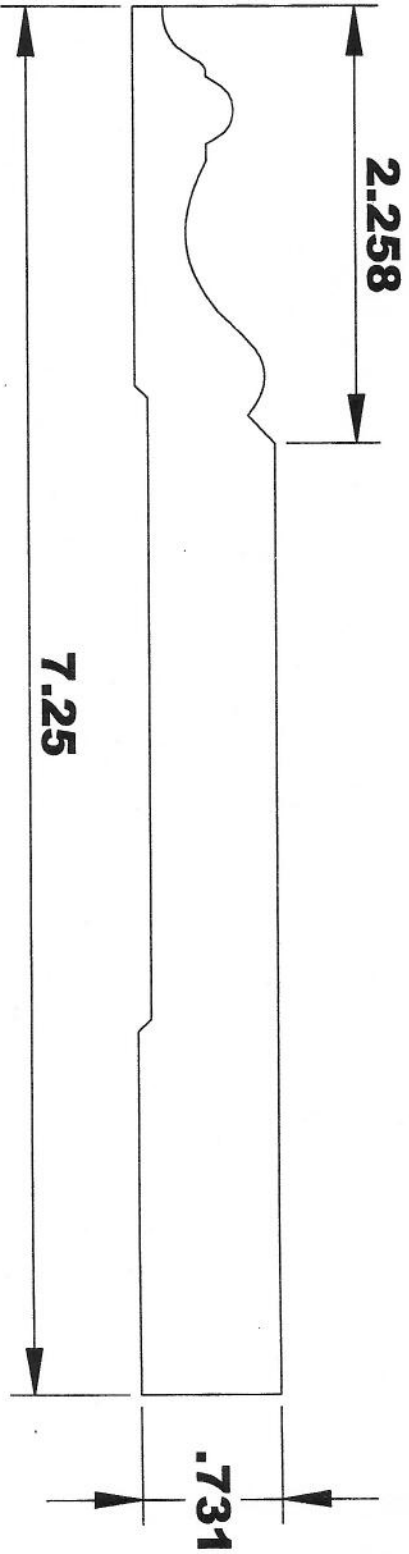
MOULDING # BA 2

CUSTOMER: _____

COMMENTS: 20 * HOOK

MOULDER: 5/16 T-REX CORR., 1.5 START DEPTH, 10MM AXIALS

T-REX LONG WEAR



INSIDE OF MACHINE

OUTFEED VIEW COMING

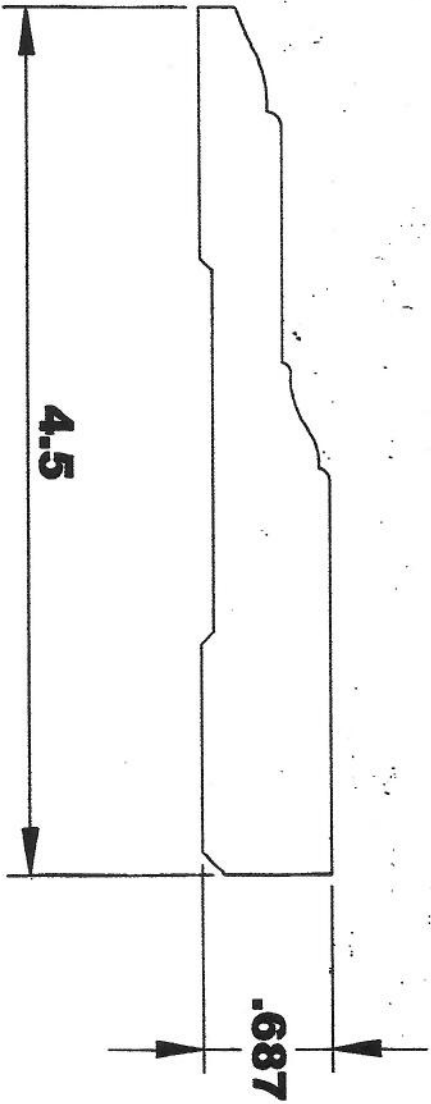
SPECIFICATIONS

MOULDING # **BA 3**

CUSTOMER: _____

COMMENTS: **20° HOOK**

MOULDER: S/16 T-REX CORR., 1.5 START DEPTH, 10MM AXIALS
T-REX LONG WEAR



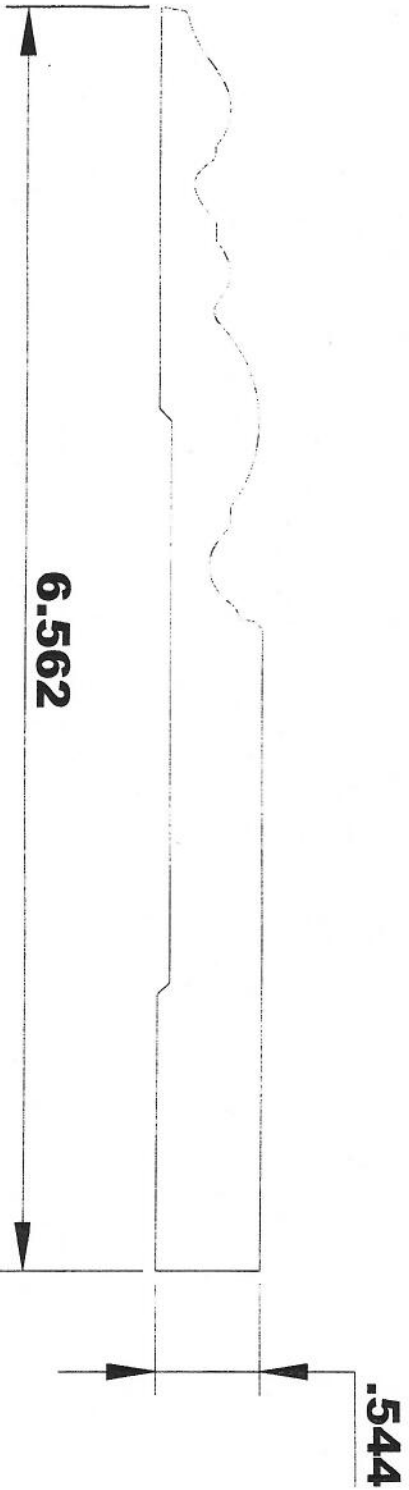
SPECIFICATIONS

MOULDING # **BA 5**

CUSTOMER: _____

COMMENTS: **20* HOOK**

MOULDER: 5/16 T-REX CORR., 1.5 START DEPTH, 10MM AXIALS
T-REX LONG WEAR



INSIDE OF MACHINE

OUTFEED VIEW COMING

SPECIFICATIONS

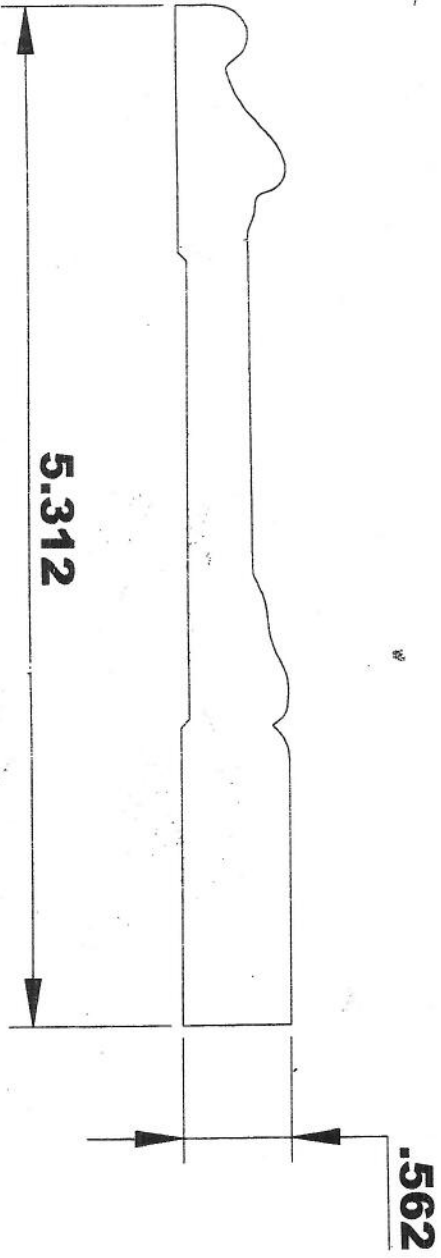
MOULDING # **BA 6**

CUSTOMER: _____

COMMENTS: **20* HOOK**

MOULDER: 5/16 T-REX CORR., 1.5 START DEPTH, 10MM AXIALS

T-REX LONG WEAR



INSIDE OF MACHINE

OUTFEED VIEW COMING

SPECIFICATIONS

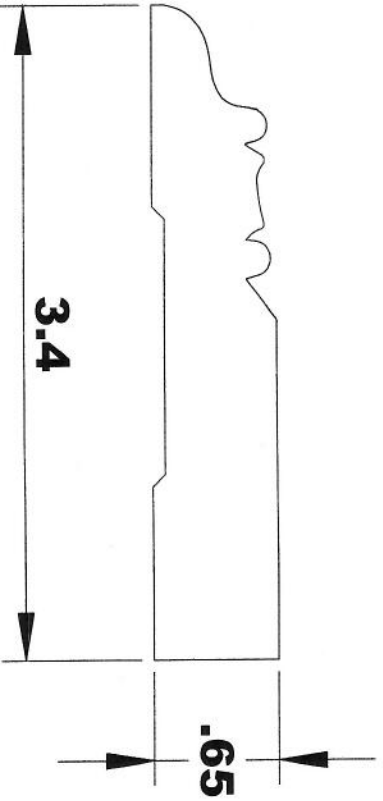
MOULDING # **BA 7**

CUSTOMER: _____

COMMENTS: **20 * HOOK**

MOULDER: 5/16 T-REX CORR., 1.5 START DEPTH, 10MM AXIALS

T-REX LONG WEAR



INSIDE OF MACHINE

OUTFEED VIEW COMING

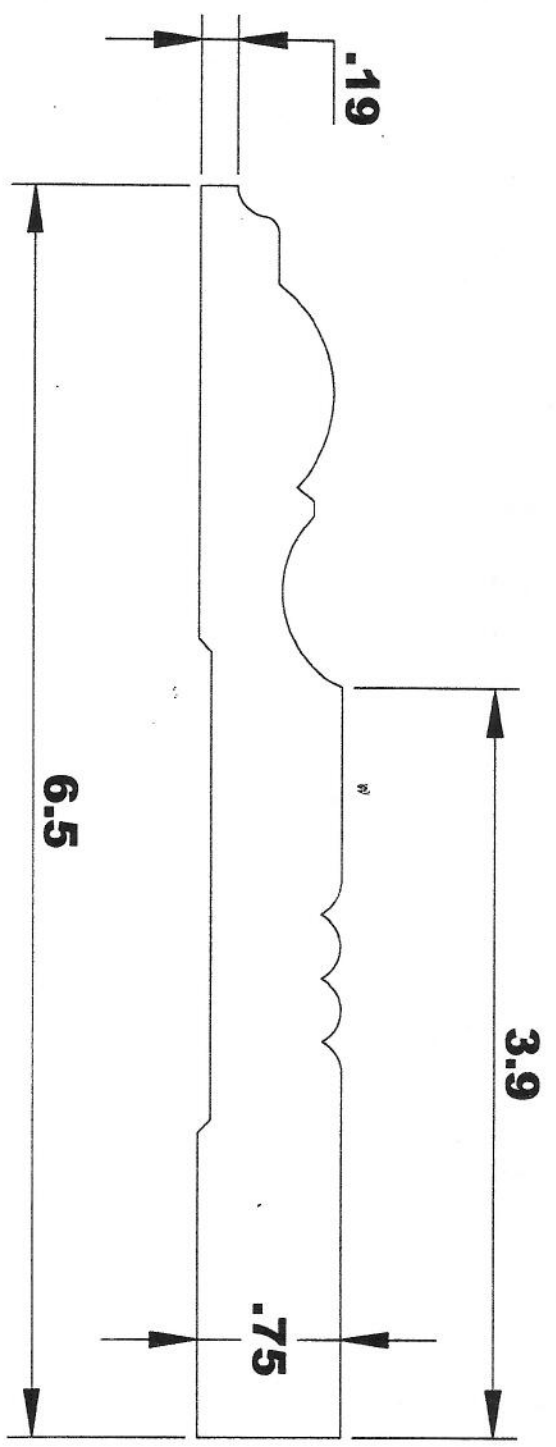
SPECIFICATIONS

MOULDING # **BA 8**

CUSTOMER: _____

COMMENTS: **20* HOOK**

MOULDER: 5/16 T-REX CORR., 1.5 START DEPTH, 10MM AXIALS
T-REX LONG WEAR



INSIDE OF MACHINE

OUTFEED VIEW COMING

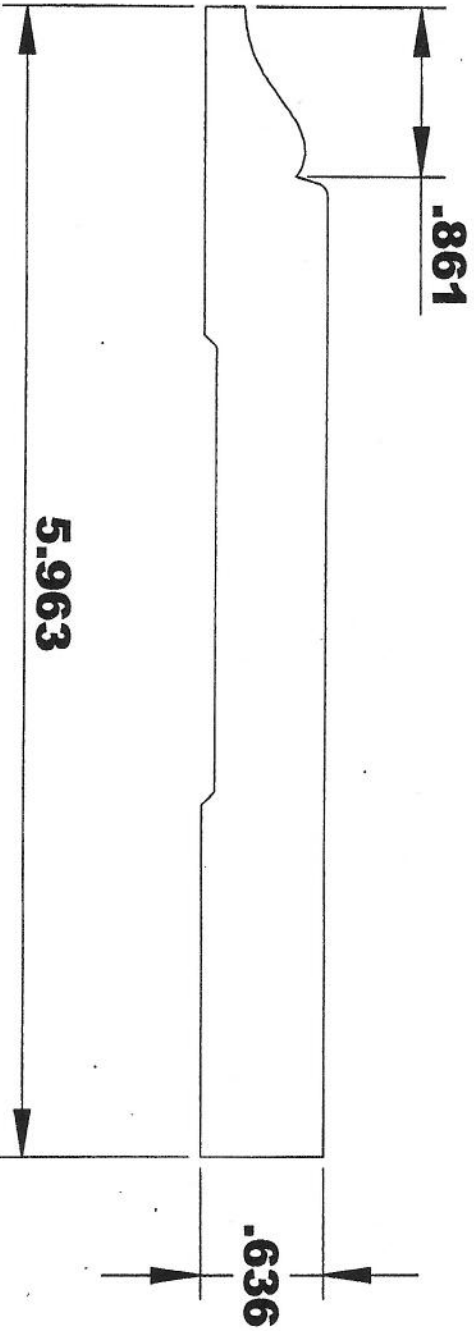
SPECIFICATIONS

MOULDING # **BA 9**

CUSTOMER: _____

COMMENTS: **20* HOOK**

MOULDER: 5/16 T-REX CORR., 1.5 START DEPTH, 10MM AXIALS
T-REX LONG WEAR



INSIDE OF MACHINE

OUTFEED VIEW COMING

SPECIFICATIONS

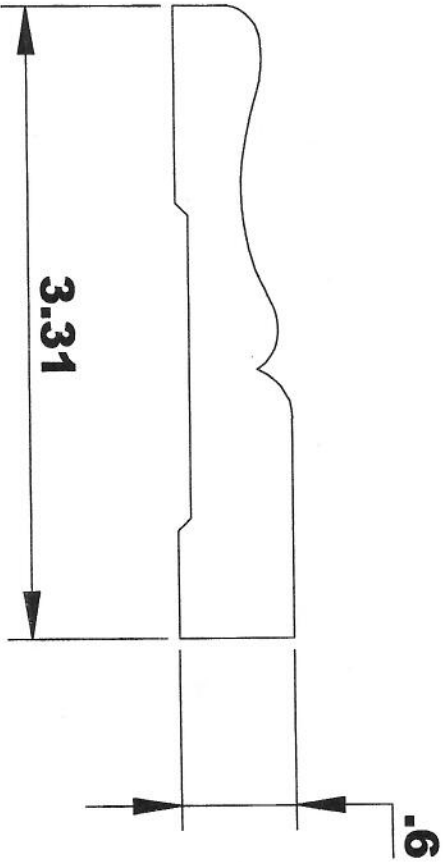
MOULDING # **BA 10**

CUSTOMER: **MLDR**

COMMENTS: **20* HOOK**

5/16 T-REX CORR., 10MM AXIALS, 1.375 START DEPTH

T-REX LONG WEAR



INSIDE OF MACHINE

OUTFEED VIEW COMING

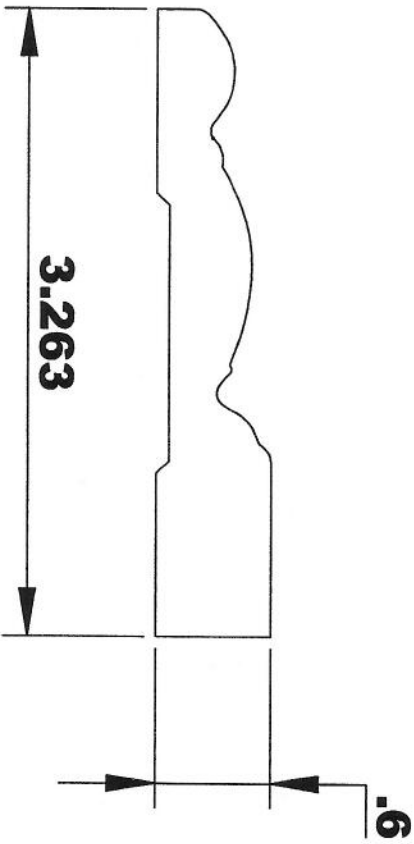
SPECIFICATIONS

MOULDING # **BA 11**

CUSTOMER: _____

COMMENTS: **20 * HOOK**

MOULDER: 5/16 T-REX CORR., 1.5 START DEPTH, 10MM AXIALS
T-REX LONG WEAR



INSIDE OF MACHINE

OUTFEED VIEW COMING

SPECIFICATIONS

MOULDING # **BA 12**

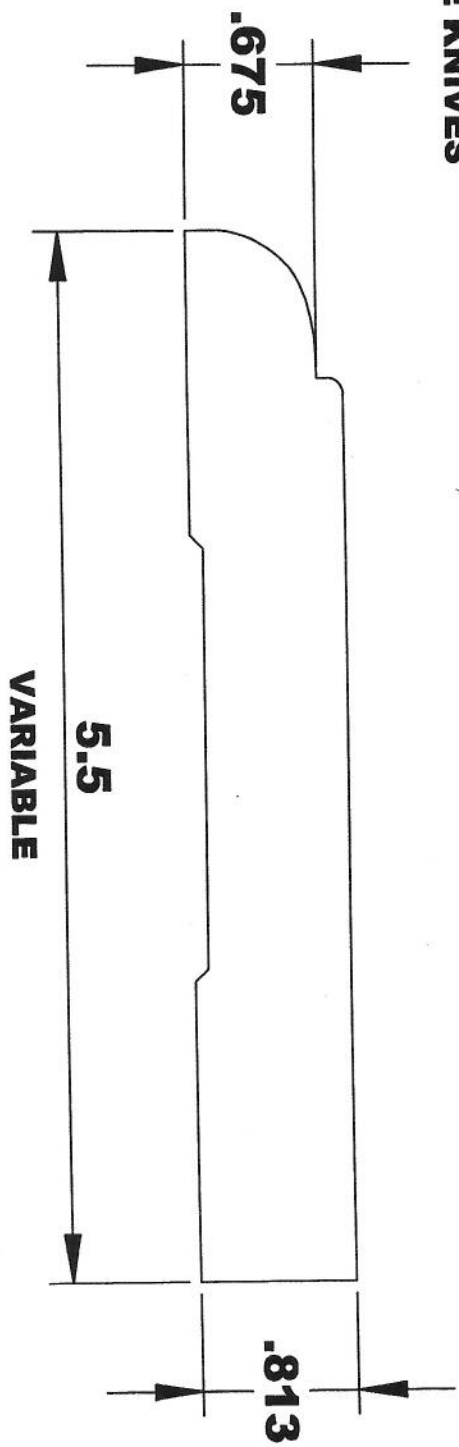
CUSTOMER: _____

COMMENTS: **20* HOOK**

MOULDER: 5/16 T-REX CORR., 1.5 START DEPTH, 10MM AXIALS

T-REX LONG WEAR

NOTE: INSIDE KNIVES



INSIDE OF MACHINE

OUTFEED VIEW COMING

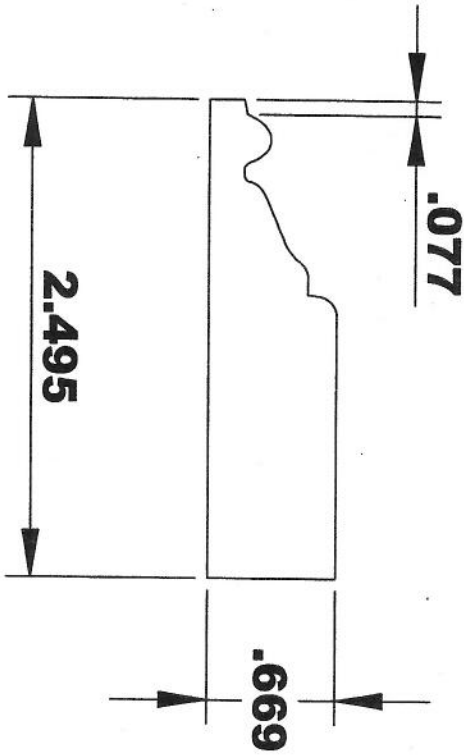
SPECIFICATIONS

MOULDING # **BA 13**

CUSTOMER: _____

COMMENTS: **20 * HOOK**

MOULDER: 5/16 T-REX CORR., 1.5 START DEPTH, 10MM AXIALS
T-REX LONG WEAR



INSIDE OF MACHINE

OUTFEED VIEW COMING

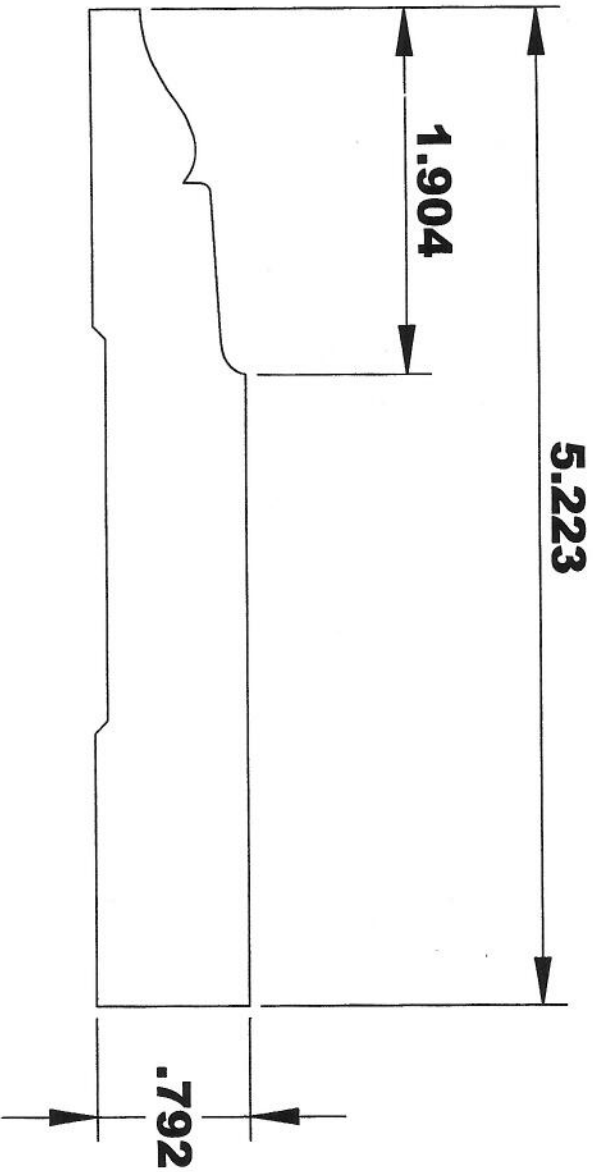
SPECIFICATIONS

MOULDING # **BA 14**

CUSTOMER: _____

COMMENTS: **20* HOOK**

MOULDER: 5/16 T-REX CORR., 1.5 START DEPTH, 10MM AXIALS
T-REX LONG WEAR



INSIDE OF MACHINE

OUTFEED VIEW COMING

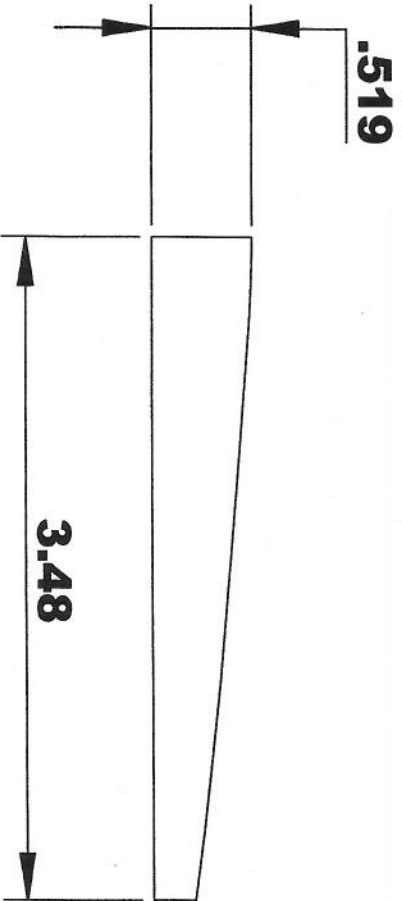
SPECIFICATIONS

MOULDING # **BA 15**

CUSTOMER: _____

COMMENTS: **20* HOOK**

MOULDER: 5/16 T-REX CORR., 1.5 START DEPTH, 10MM AXIALS
T-REX LONG WEAR



INSIDE OF MACHINE

OUTFEED VIEW COMING

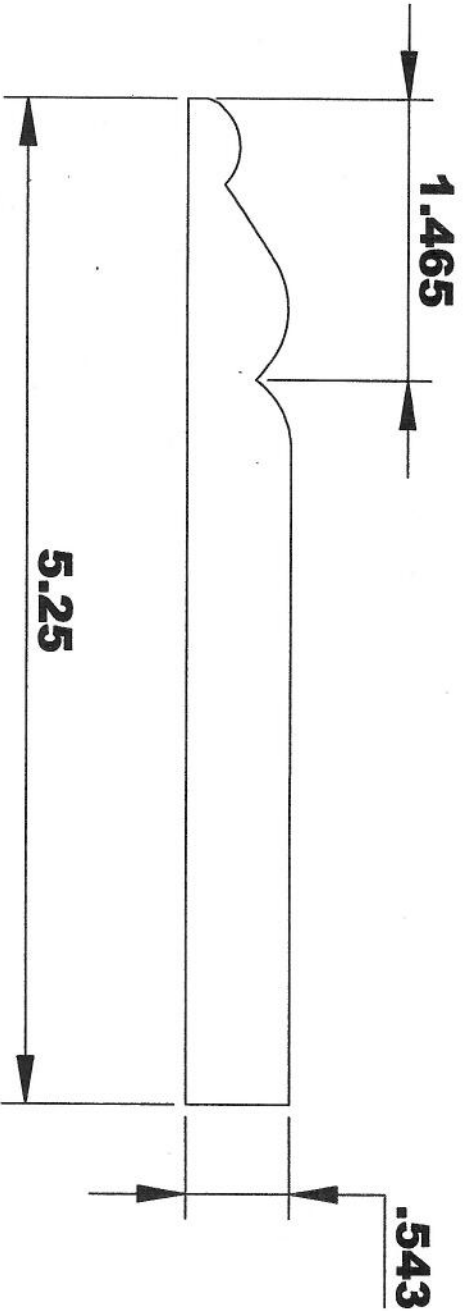
SPECIFICATIONS

MOULDING # **BA 16**

CUSTOMER: _____

COMMENTS: **20* HOOK**

MOULDER: 5/16 T-REX CORR., 1.5 START DEPTH, 10MM AXIALS
T-REX LONG WEAR



INSIDE OF MACHINE

OUTFEED VIEW COMING

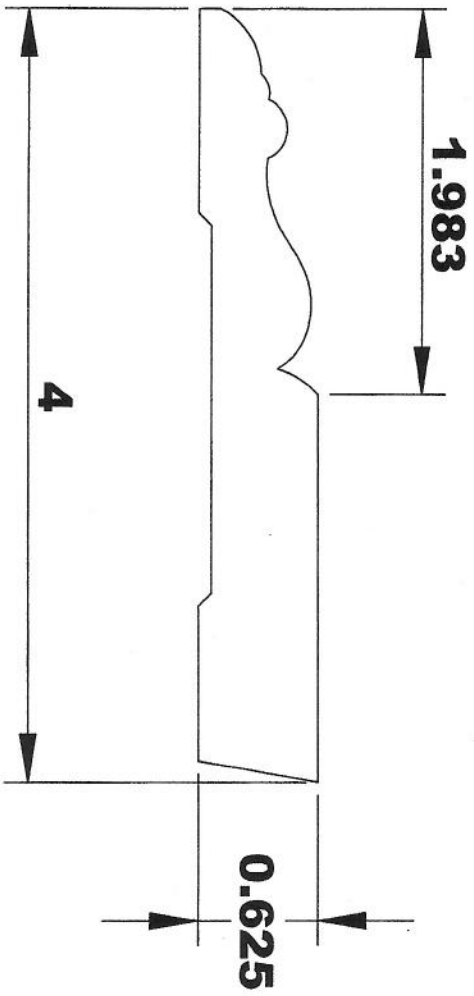
SPECIFICATIONS

MOULDING # **TS-BA 17**

CUSTOMER: _____

COMMENTS: **20° HOOK**

MOULDER: 5/16 T-REX CORR., 1.5 START DEPTH, 10MM AXIALS
T-REX LONG WEAR



INSIDE OF MACHINE

OUTFEED VIEW COMING

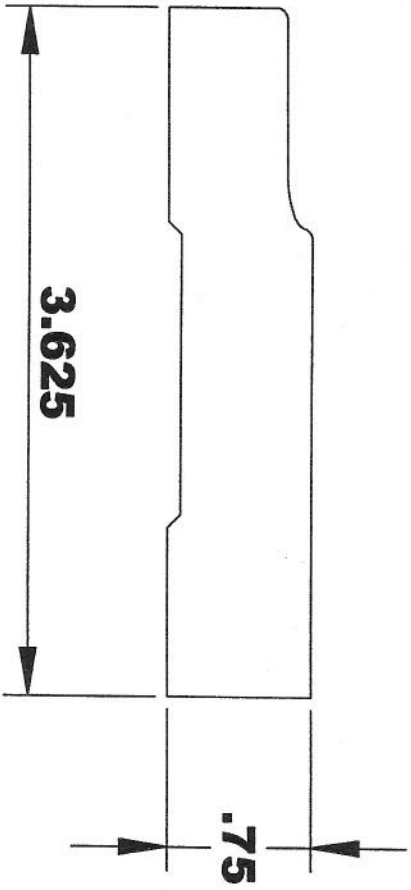
SPECIFICATIONS

MOULDING # BA 17

CUSTOMER: _____

COMMENTS: 20 * HOOK

MOULDER: 5/16 T-REX CORR., 1.5 START DEPTH, 10MM AXIALS
T-REX LONG WEAR



INSIDE OF MACHINE

OUTFEED VIEW COMING

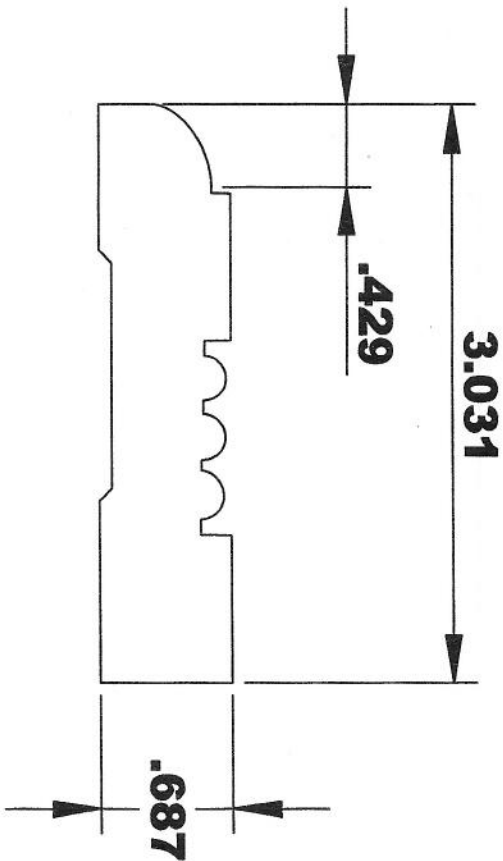
SPECIFICATIONS

MOULDING # BA 18

CUSTOMER: _____

COMMENTS: 20 * HOOK

MOULDER: 5/16 T-REX CORR., 1.5 START DEPTH, 10MM AXIALS
T-REX LONG WEAR



INSIDE OF MACHINE

OUTFEED VIEW COMING

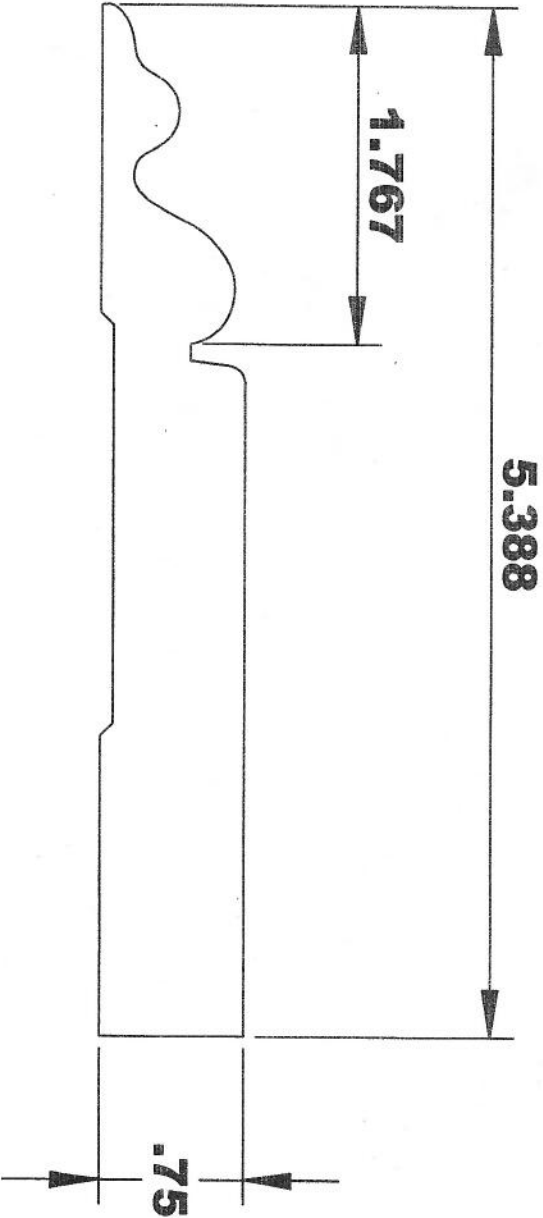
SPECIFICATIONS

MOULDING # BA 19

CUSTOMER: _____

COMMENTS: 20* HOOK

MOULDER: 5/16 T-REX CORR., 1.5 START DEPTH, 10MM AXIALS
T-REX LONG WEAR



INSIDE OF MACHINE

OUTFEED VIEW COMING

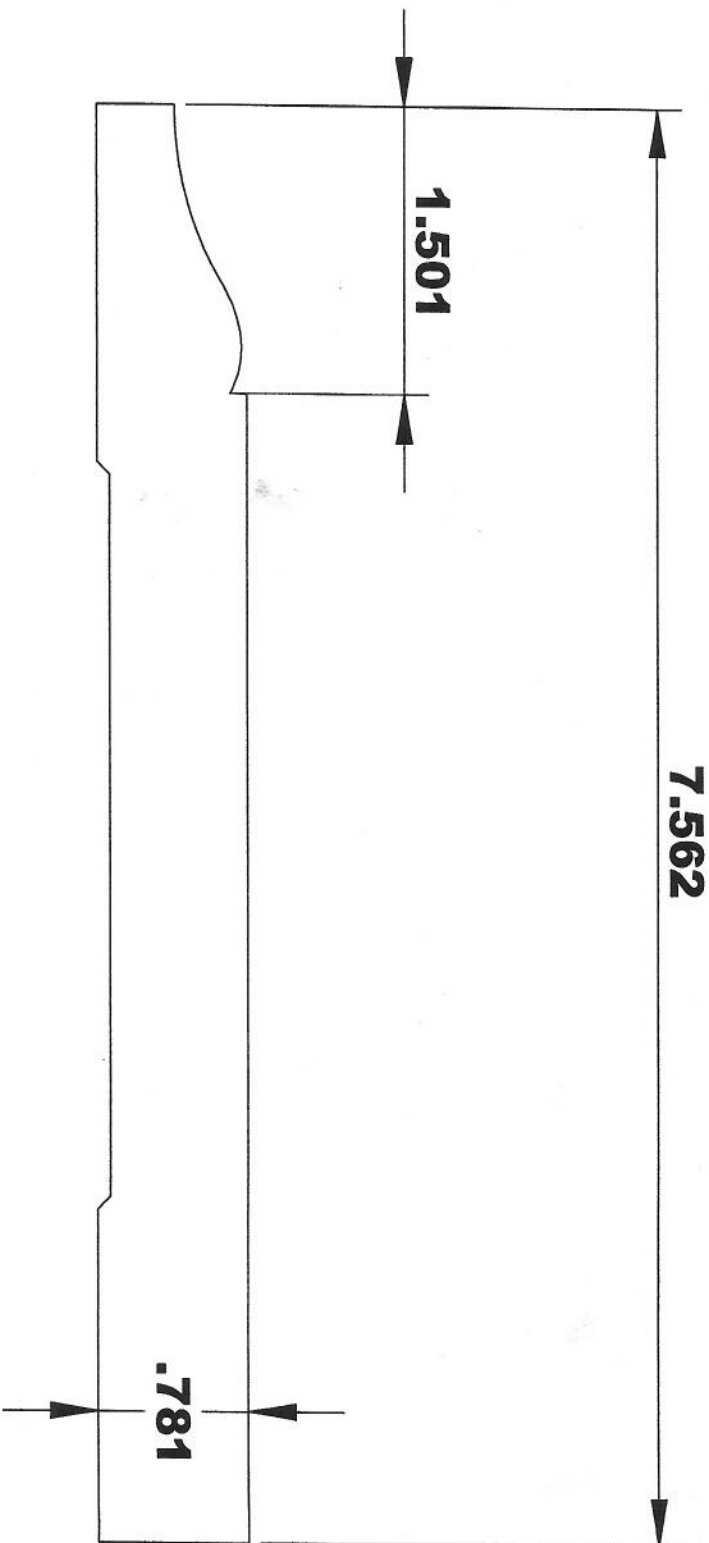
SPECIFICATIONS

MOULDING # **BA 20**

CUSTOMER: _____

COMMENTS: **20* HOOK**

MOULDER: 5/16 T-REX CORR., 1.5 START DEPTH, 10MM AXIALS
T-REX LONG WEAR



INSIDE OF MACHINE

OUTFEED VIEW COMING

SPECIFICATIONS

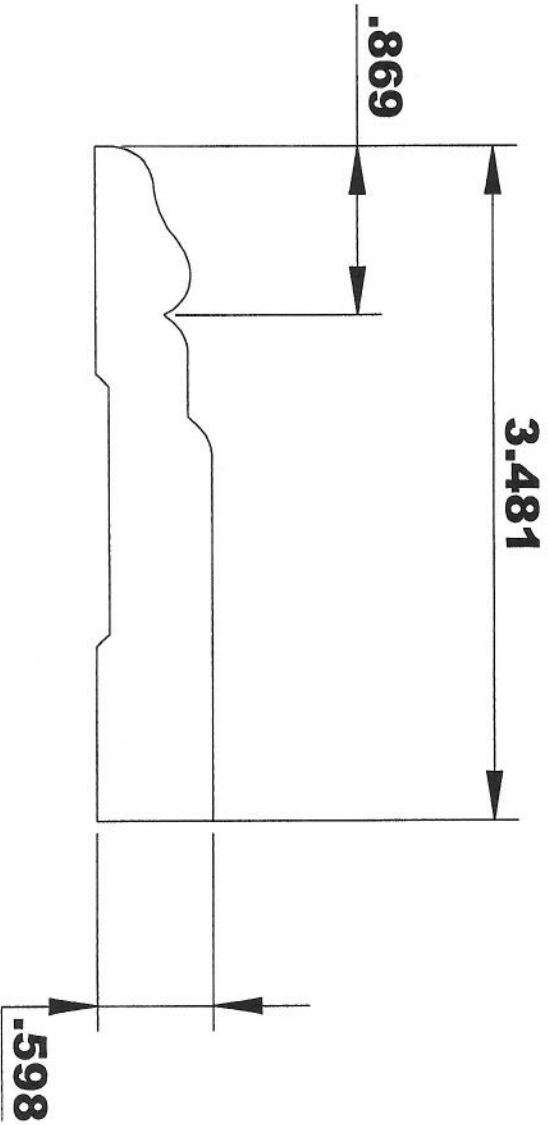
MOULDING # **BA 21**

CUSTOMER: _____

COMMENTS: **20* HOOK**

MOULDER: **5/16 T-REX CORR., 1.5 START DEPTH, 10MM AXIALS**

T-REX LONG WEAR



INSIDE OF MACHINE

OUTFEED VIEW COMING

SPECIFICATIONS

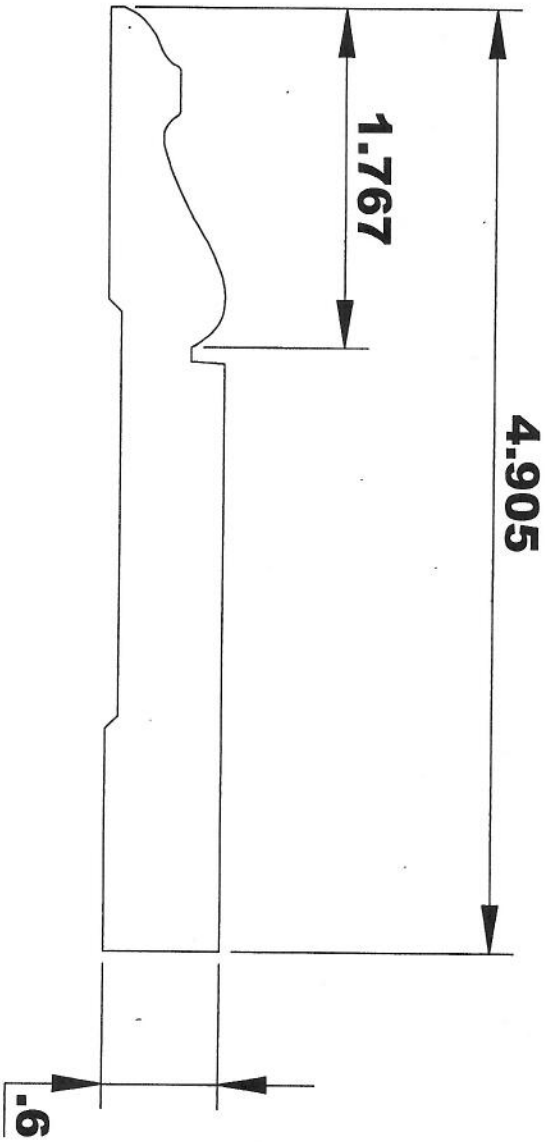
MOULDING # **BA 22**

CUSTOMER: _____

COMMENTS: **20 * HOOK**

MOULDER: 5/16 T-REX CORR., 1.5 START DEPTH, 10MM AXIALS

T-REX LONG WEAR



INSIDE OF MACHINE

OUTFEED VIEW COMING

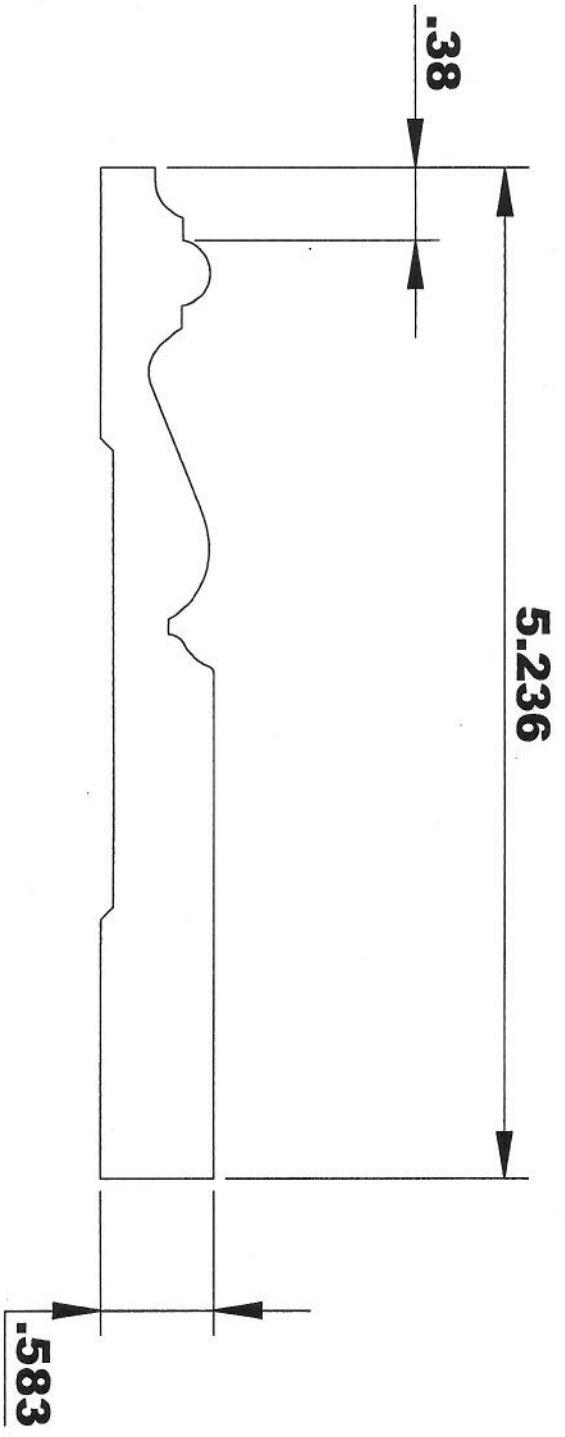
SPECIFICATIONS

MOULDING # **BA 23**

CUSTOMER: _____

COMMENTS: **20 * HOOK**

MOULDER: 5/16 T-REX CORR., 1.5 START DEPTH, 10MM AXIALS
T-REX LONG WEAR



INSIDE OF MACHINE

OUTFEED VIEW COMING

SPECIFICATIONS

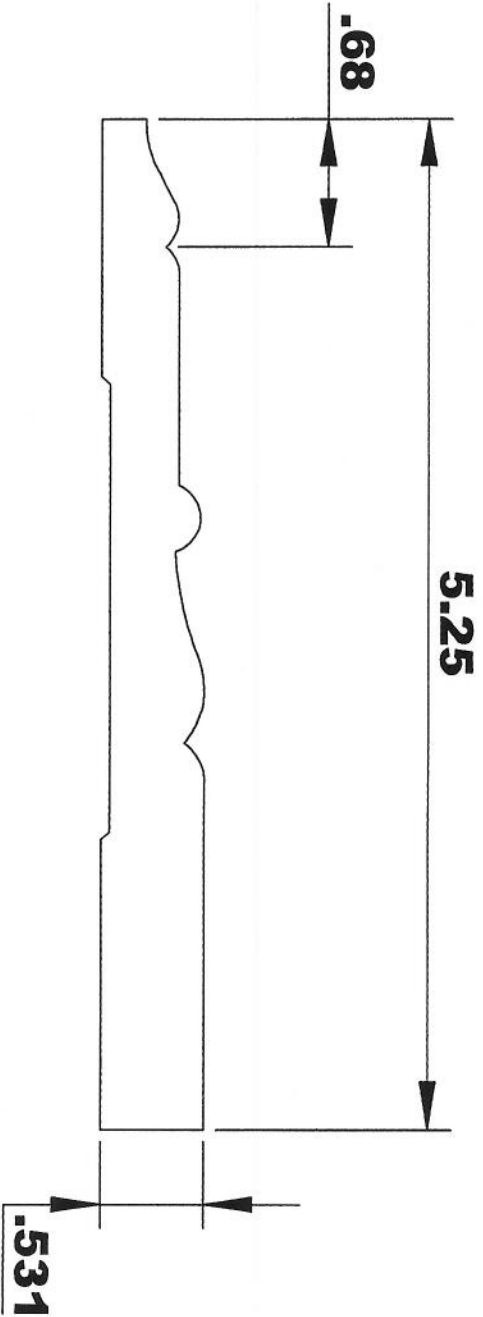
MOULDING # BA 24

CUSTOMER: _____

COMMENTS: 20 * HOOK

MOULDER: 5/16 T-REX CORR., 1.5 START DEPTH, 10MM AXIALS

T-REX LONG WEAR



INSIDE OF MACHINE

OUTFEED VIEW COMING


SPECIFICATIONS

MOULDING # **BA 25**

CUSTOMER: _____

COMMENTS: **20* HOOK**

MOULDER: 5/16 T-REX CORR., 1.375 START DEPTH, 10MM AXIALS
T-REX LONG WEAR



INSIDE OF MACHINE

OUTFEED VIEW COMING

SPECIFICATIONS

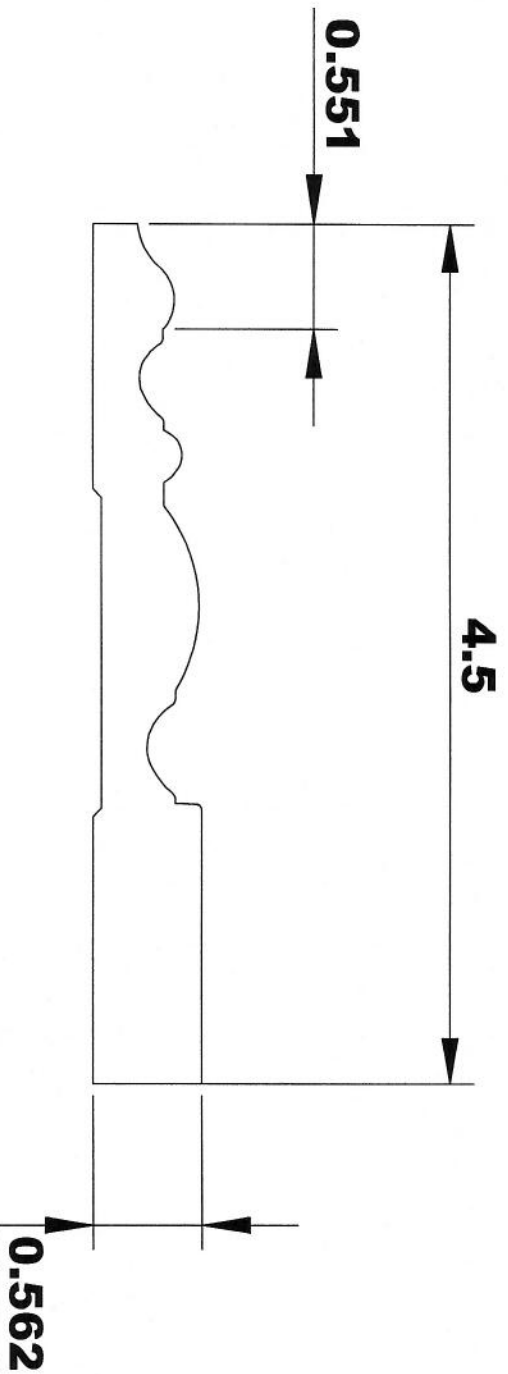
MOULDING # BA 26

CUSTOMER: _____

COMMENTS: 20 * HOOK

MOULDER: 5/16 T-REX CORR., 1.375 START DEPTH, 10MM AXIALS

T-REX LONG WEAR



INSIDE OF MACHINE

OUTFEED VIEW COMING

SPECIFICATIONS

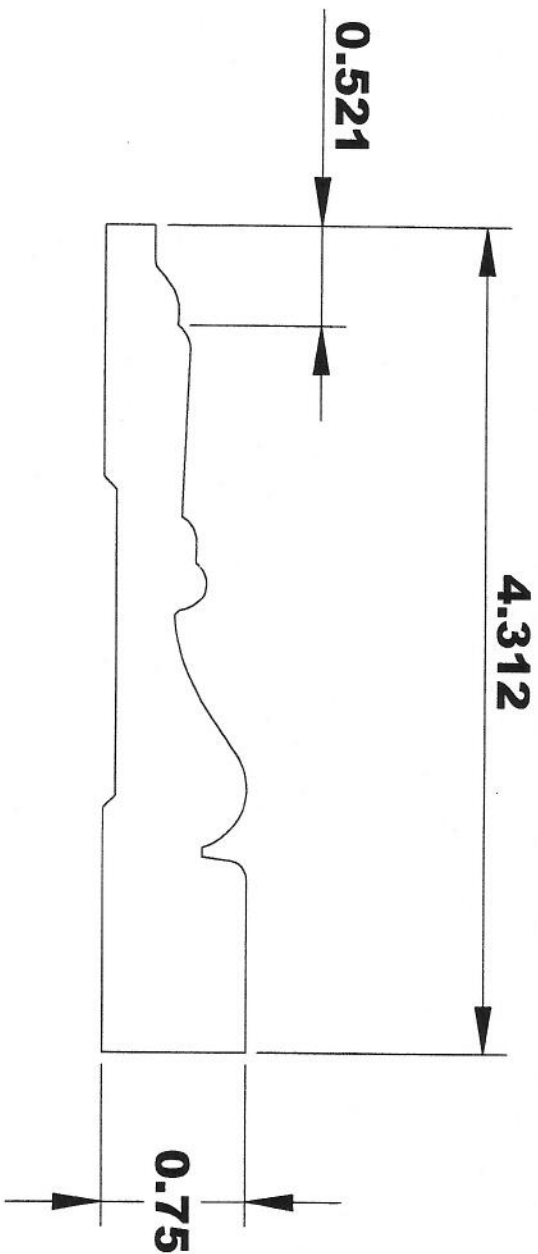
MOULDING # BA 27

CUSTOMER: _____

COMMENTS: 20* HOOK

MOULDER: 5/16 T-REX CORR., 1.375 START DEPTH, 10MM AXIALS

T-REX LONG WEAR



INSIDE OF MACHINE

OUTFEED VIEW COMING

SPECIFICATIONS

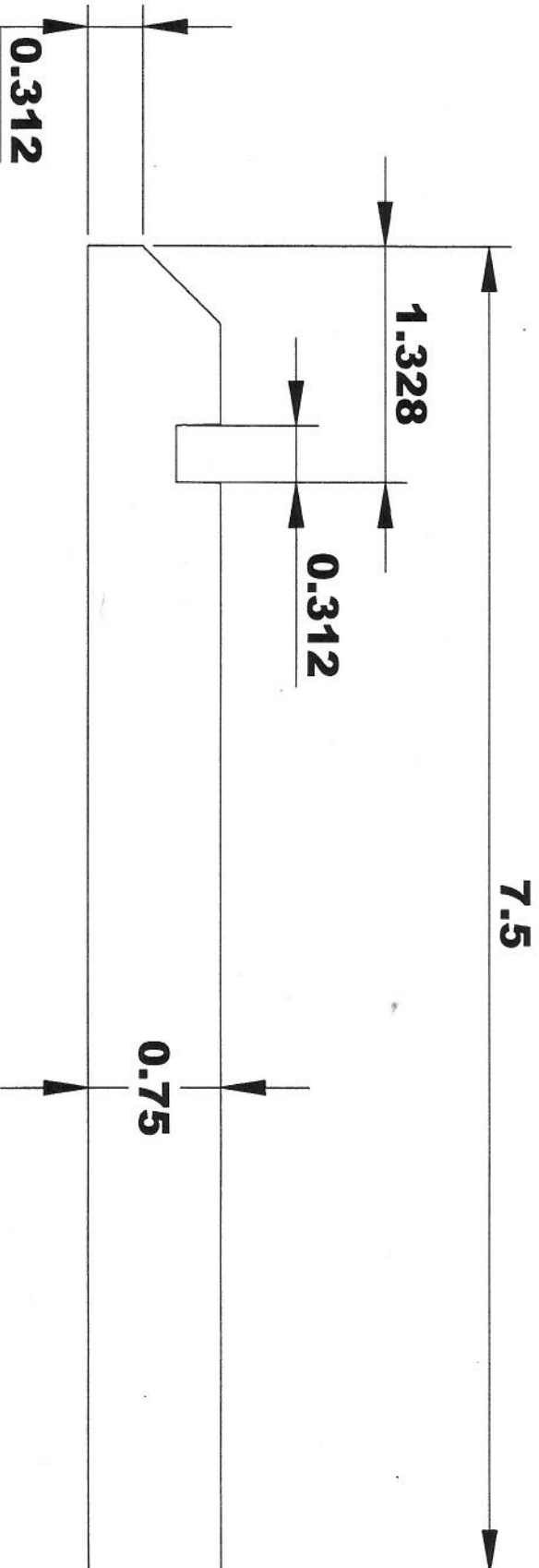
MOULDING # **BA 28**

CUSTOMER: _____

COMMENTS: **20* HOOK**

MOULDER: 5/16 T-REX CORR., 1.375 START DEPTH, 10MM AXIALS

T-REX LONG WEAR



INSIDE OF MACHINE

OUTFEED VIEW COMING

SPECIFICATIONS

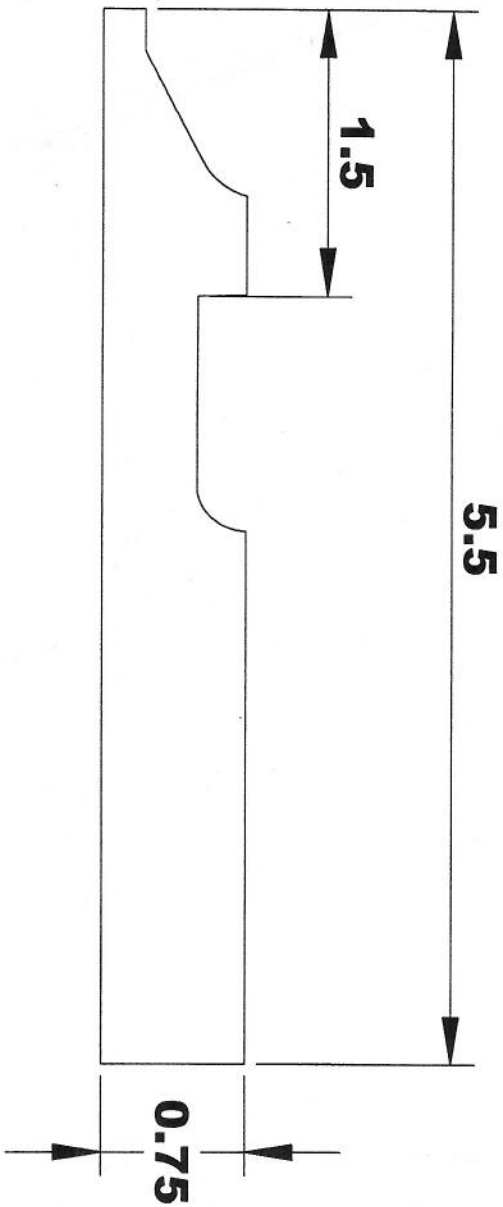
MOULDING # **BA 29**

CUSTOMER: _____

COMMENTS: **20 * HOOK**

MOULDER: 5/16 T-REX CORR., 1.375 START DEPTH, 10MM AXIALS

T-REX LONG WEAR



INSIDE OF MACHINE

OUTFEED VIEW COMING

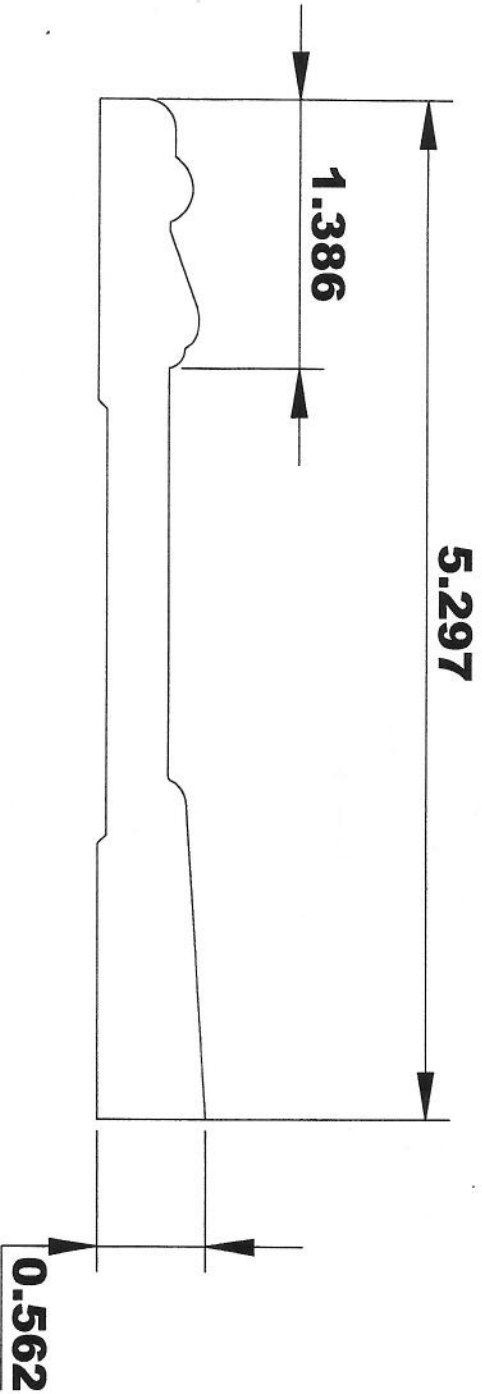
SPECIFICATIONS

MOULDING # **BA 30**

CUSTOMER: _____

COMMENTS: **20 * HOOK**

MOULDER: 5/16 T-REX CORR., 1.375 START DEPTH, 10MM AXIALS
T-REX LONG WEAR



INSIDE OF MACHINE

OUTFEED VIEW COMING

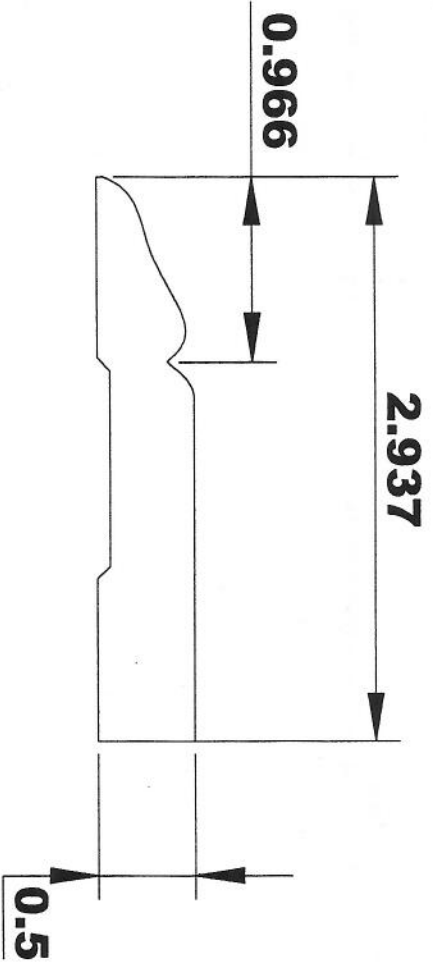
SPECIFICATIONS

MOULDING # **BA 31**

CUSTOMER: _____

COMMENTS: **20 * HOOK**

MOULDER: 5/16 T-REX CORR., 1.375 START DEPTH, 10MM AXIALS
T-REX LONG WEAR



INSIDE OF MACHINE

OUTFEED VIEW COMING

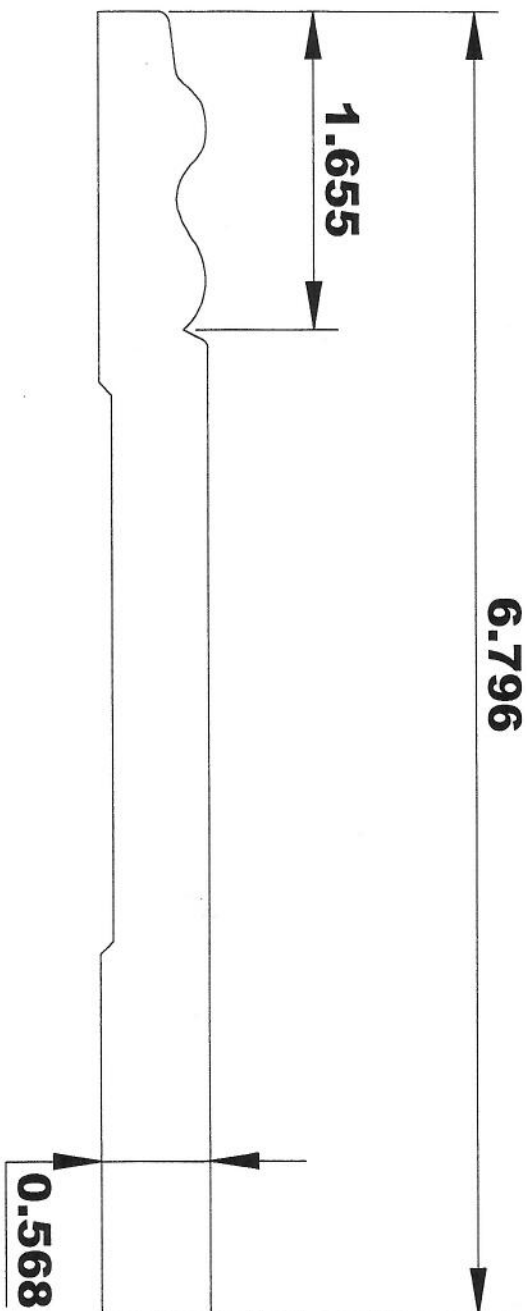
SPECIFICATIONS

MOULDING # **BA 32**

CUSTOMER: _____

COMMENTS: **20 * HOOK**

MOULDER: 5/16 T-REX CORR., 1.375 START DEPTH, 10MM AXIALS
T-REX LONG WEAR



INSIDE OF MACHINE

OUTFEED VIEW COMING