

**Wes Vice Hardwoods  
& Supply Inc.  
Nederland, Texas**



**Base  
Mouldings**

# SPECIFICATIONS

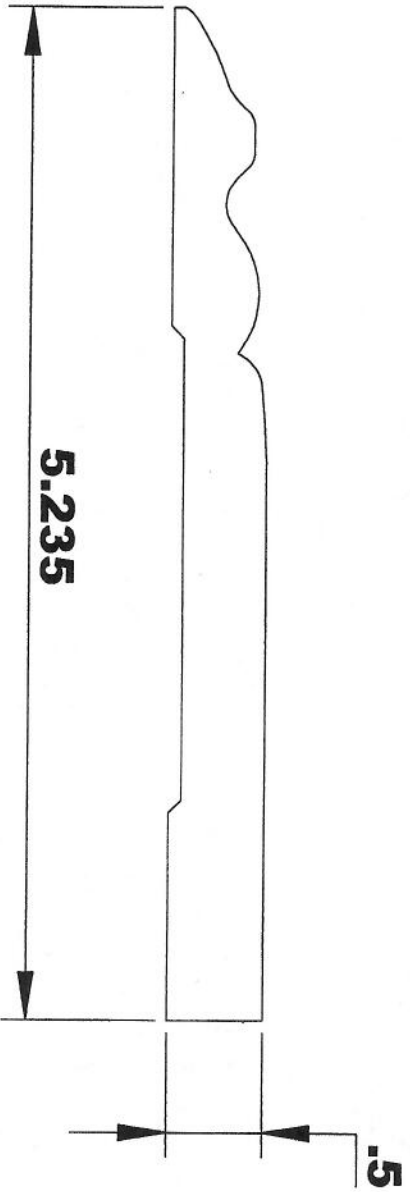
MOULDING # BA 1

CUSTOMER: \_\_\_\_\_

COMMENTS: 20 \* HOOK

MOULDER: 5/16 T-REX CORR., 1.5 START DEPTH, 10MM AXIALS

T-REX LONG WEAR



INSIDE OF MACHINE

OUTFEED VIEW COMING

# SPECIFICATIONS

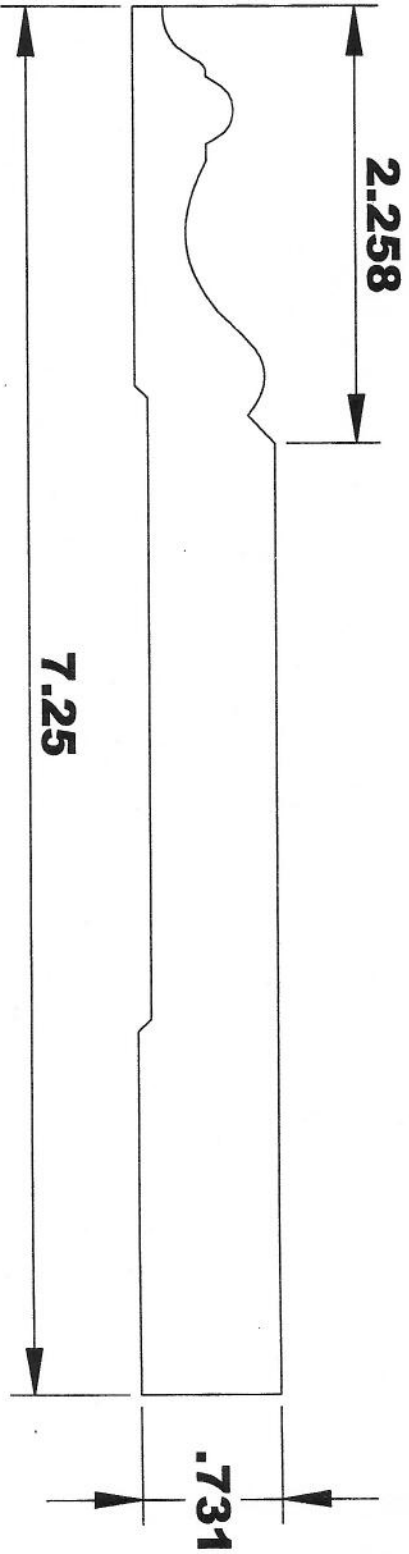
MOULDING # BA 2

CUSTOMER: \_\_\_\_\_

COMMENTS: 20 \* HOOK

MOULDER: 5/16 T-REX CORR., 1.5 START DEPTH, 10MM AXIALS

T-REX LONG WEAR



INSIDE OF MACHINE

OUTFEED VIEW COMING

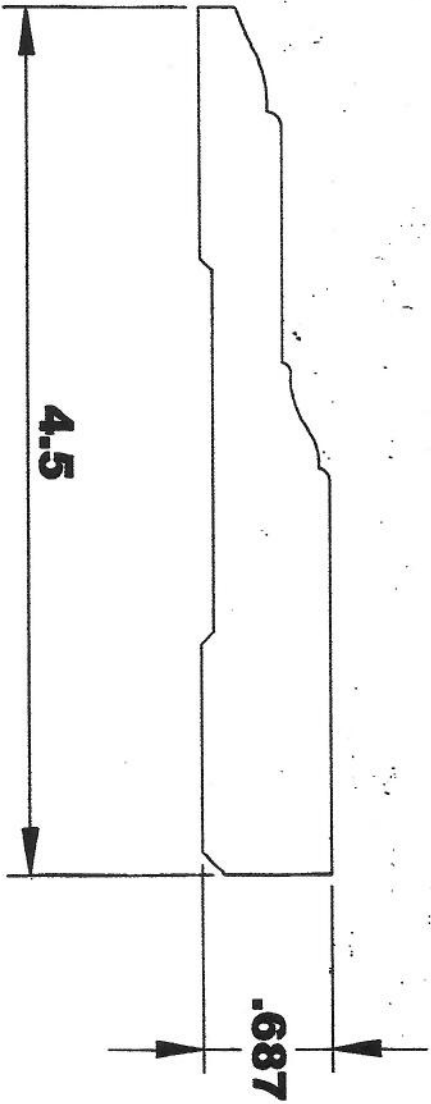
# SPECIFICATIONS

MOULDING # **BA 3**

CUSTOMER: \_\_\_\_\_

COMMENTS: **20° HOOK**

MOULDER: S/16 T-REX CORR., 1.5 START DEPTH, 10MM AXIALS  
T-REX LONG WEAR



INSIDE OF MACHINE

OUTFEED VIEW COMING

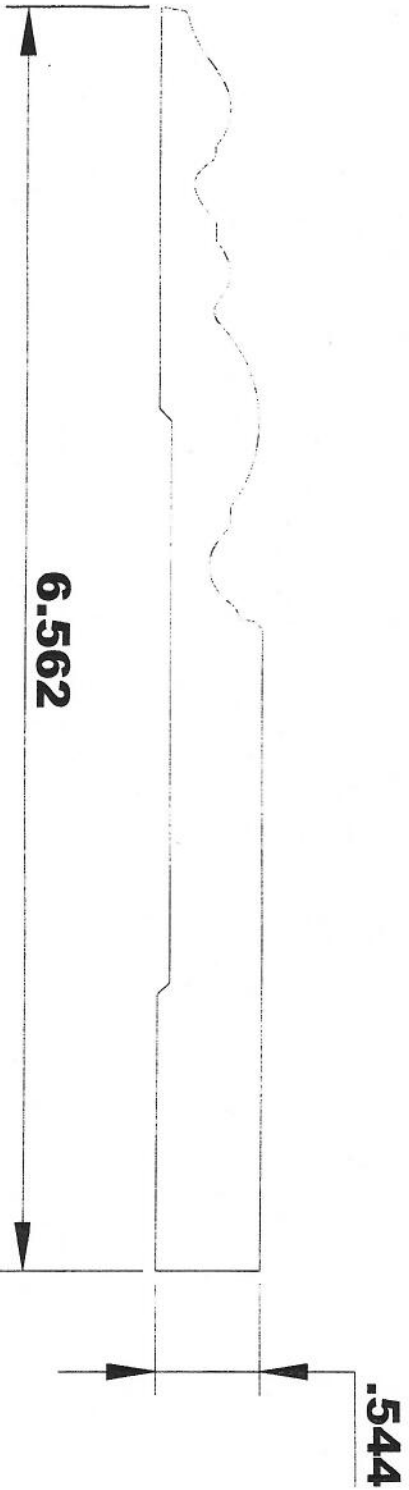
# SPECIFICATIONS

MOULDING # **BA 5**

CUSTOMER: \_\_\_\_\_

COMMENTS: **20\* HOOK**

MOULDER: 5/16 T-REX CORR., 1.5 START DEPTH, 10MM AXIALS  
T-REX LONG WEAR



INSIDE OF MACHINE

OUTFEED VIEW COMING

# SPECIFICATIONS

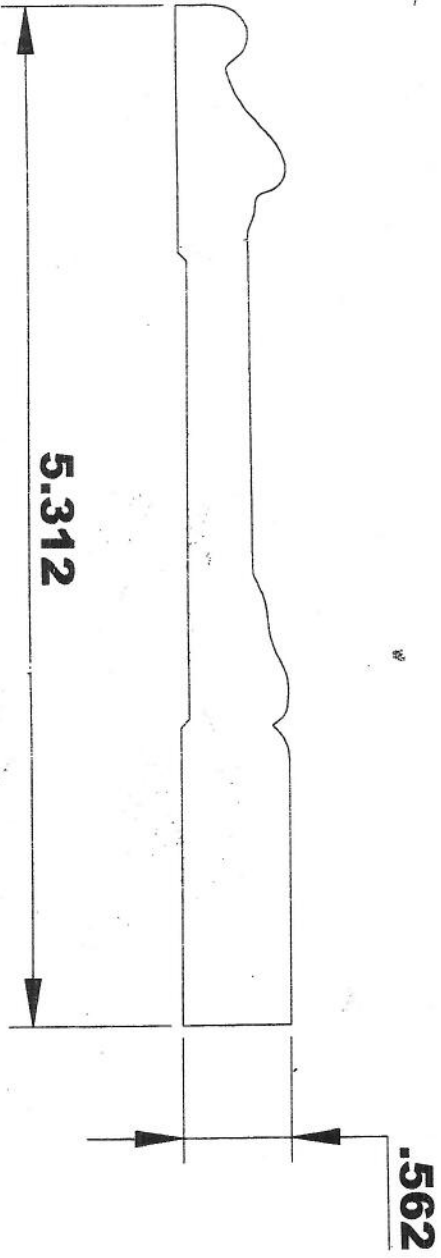
MOULDING # BA 6

CUSTOMER: \_\_\_\_\_

COMMENTS: 20\* HOOK

MOULDER: 5/16 T-REX CORR., 1.5 START DEPTH, 10MM AXIALS

T-REX LONG WEAR



INSIDE OF MACHINE

OUTFEED VIEW COMING

# SPECIFICATIONS

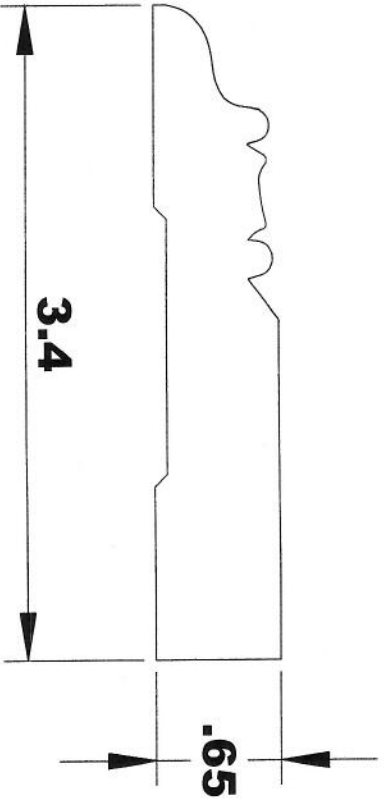
MOULDING # **BA 7**

CUSTOMER: \_\_\_\_\_

COMMENTS: **20 \* HOOK**

MOULDER: 5/16 T-REX CORR., 1.5 START DEPTH, 10MM AXIALS

**T-REX LONG WEAR**



**INSIDE OF MACHINE**

**OUTFEED VIEW COMING**

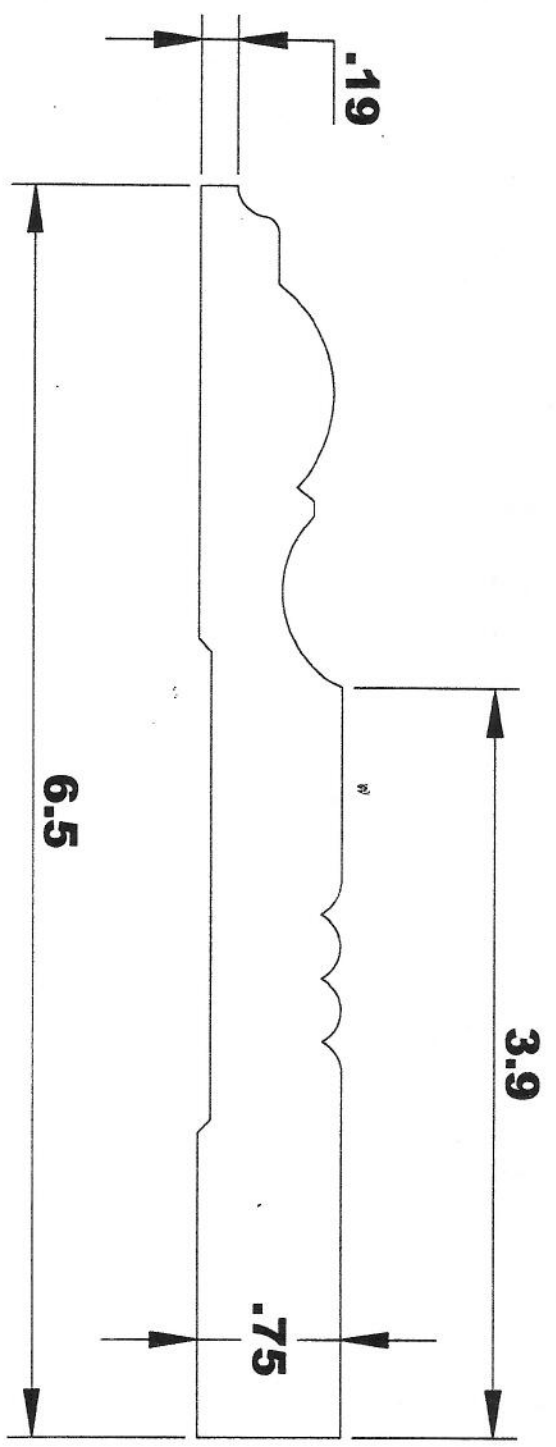
# SPECIFICATIONS

MOULDING # **BA 8**

CUSTOMER: \_\_\_\_\_

COMMENTS: **20\* HOOK**

MOULDER: 5/16 T-REX CORR., 1.5 START DEPTH, 10MM AXIALS  
T-REX LONG WEAR



INSIDE OF MACHINE

OUTFEED VIEW COMING



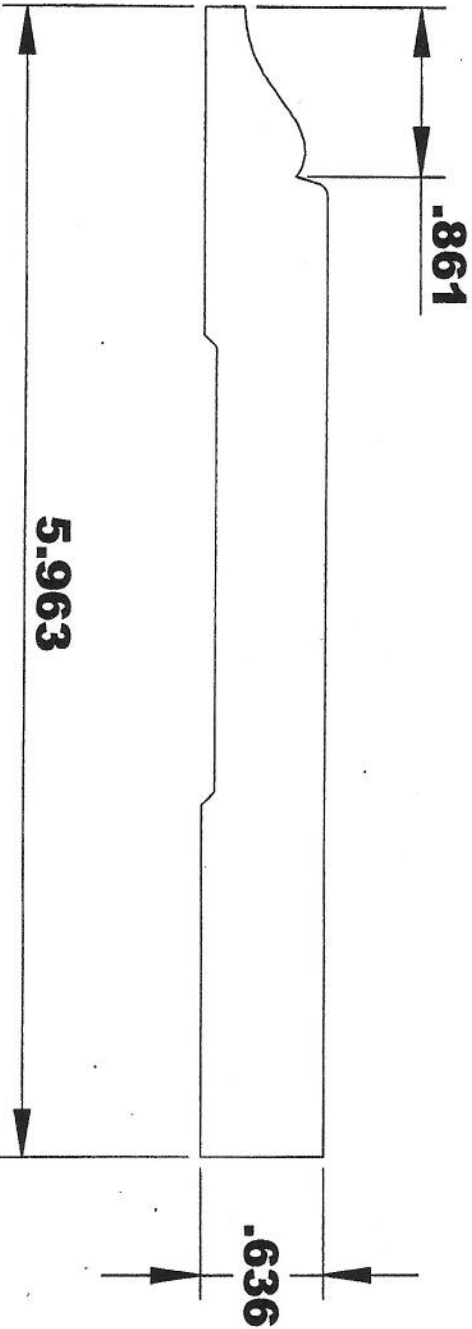
# SPECIFICATIONS

MOULDING # **BA 9**

CUSTOMER: \_\_\_\_\_

COMMENTS: **20\* HOOK**

MOULDER: 5/16 T-REX CORR., 1.5 START DEPTH, 10MM AXIALS  
T-REX LONG WEAR



INSIDE OF MACHINE

OUTFEED VIEW COMING

# SPECIFICATIONS

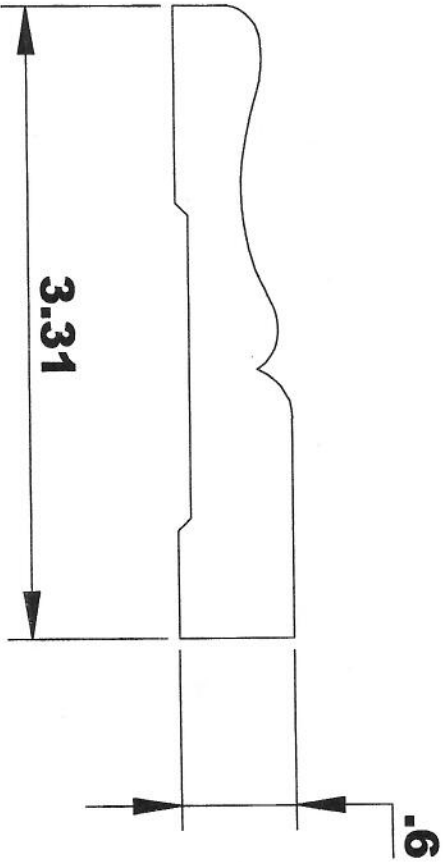
MOULDING # **BA 10**

CUSTOMER: **MLDR**

COMMENTS: **20\* HOOK**

5/16 T-REX CORR., 10MM AXIALS, 1.375 START DEPTH

T-REX LONG WEAR



INSIDE OF MACHINE

OUTFEED VIEW COMING

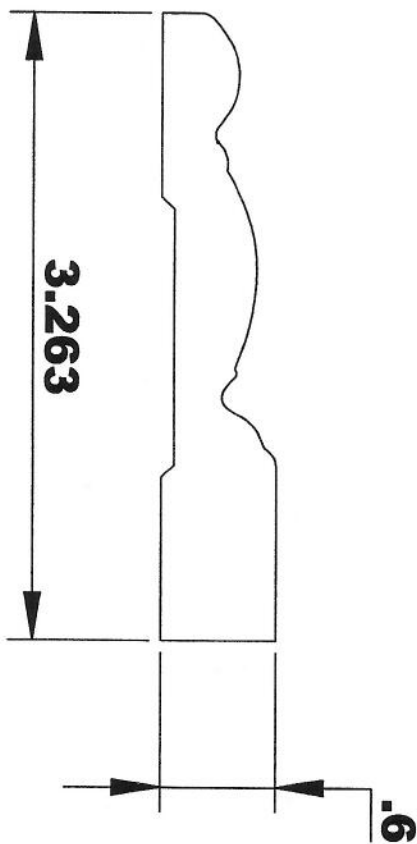
# SPECIFICATIONS

MOULDING # BA 11

CUSTOMER: \_\_\_\_\_

COMMENTS: 20 \* HOOK

MOULDER: 5/16 T-REX CORR., 1.5 START DEPTH, 10MM AXIALS  
T-REX LONG WEAR



INSIDE OF MACHINE

OUTFEED VIEW COMING

# SPECIFICATIONS

MOULDING # **BA 12**

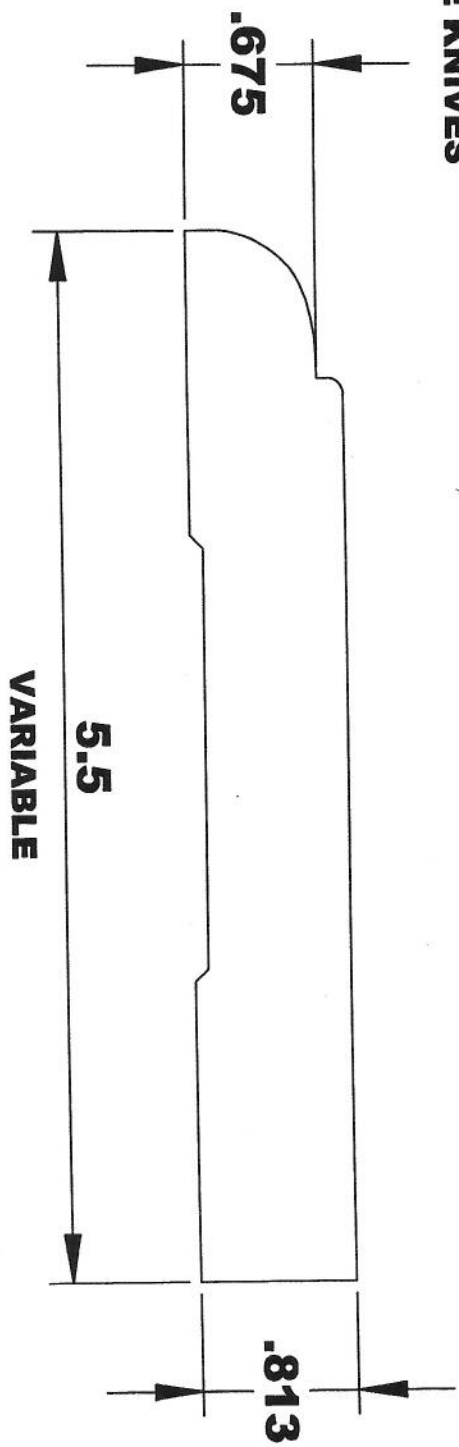
CUSTOMER: \_\_\_\_\_

COMMENTS: **20\* HOOK**

MOULDER: 5/16 T-REX CORR., 1.5 START DEPTH, 10MM AXIALS

T-REX LONG WEAR

NOTE: INSIDE KNIVES



INSIDE OF MACHINE

OUTFEED VIEW COMING

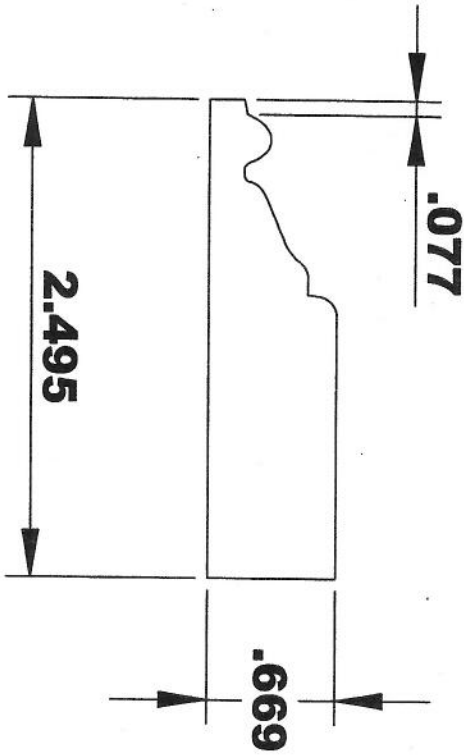
# SPECIFICATIONS

MOULDING # **BA 13**

CUSTOMER: \_\_\_\_\_

COMMENTS: **20 \* HOOK**

MOULDER: 5/16 T-REX CORR., 1.5 START DEPTH, 10MM AXIALS  
**T-REX LONG WEAR**



**INSIDE OF MACHINE**

**OUTFEED VIEW COMING**

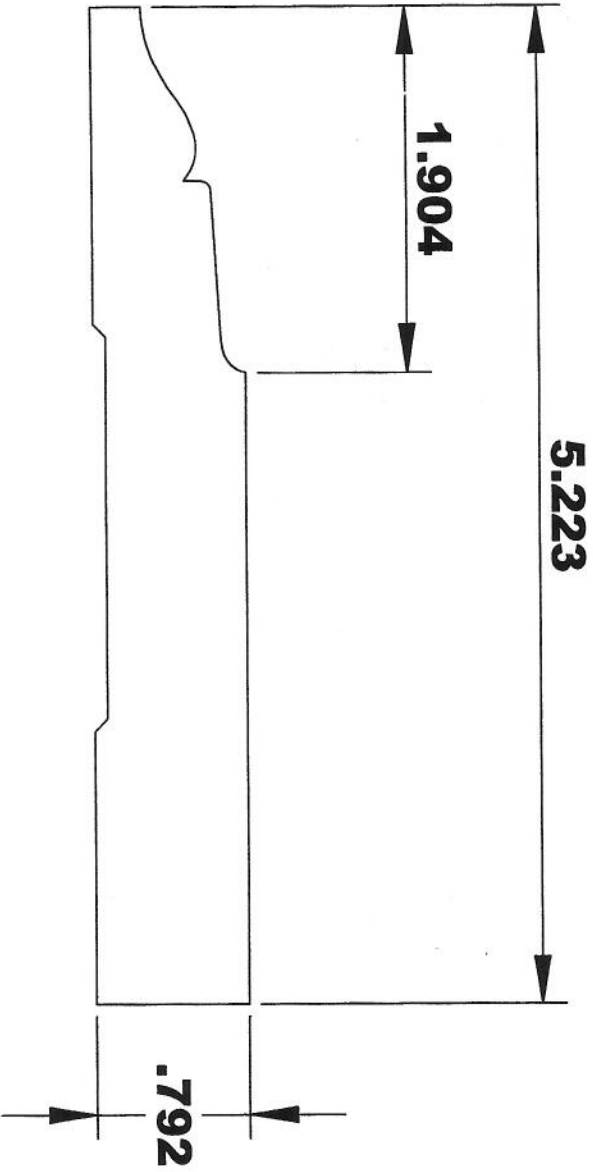
# SPECIFICATIONS

MOULDING # **BA 14**

CUSTOMER: \_\_\_\_\_

COMMENTS: **20\* HOOK**

MOULDER: 5/16 T-REX CORR., 1.5 START DEPTH, 10MM AXIALS  
T-REX LONG WEAR



INSIDE OF MACHINE

OUTFEED VIEW COMING

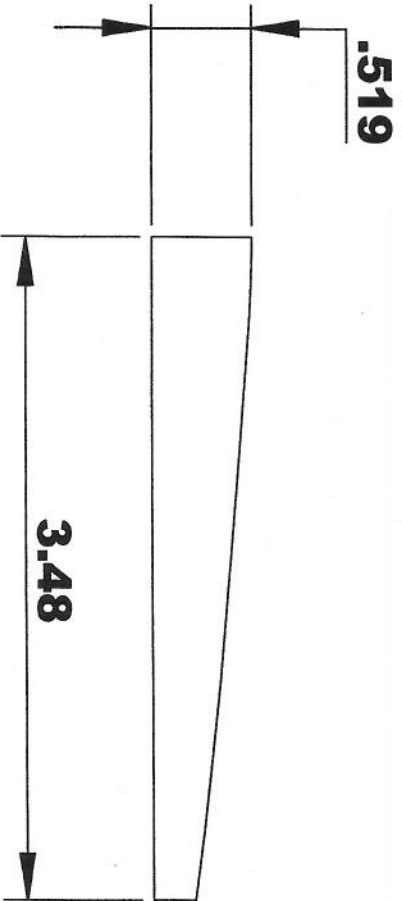
# SPECIFICATIONS

MOULDING # **BA 15**

CUSTOMER: \_\_\_\_\_

COMMENTS: **20\* HOOK**

MOULDER: 5/16 T-REX CORR., 1.5 START DEPTH, 10MM AXIALS  
T-REX LONG WEAR



INSIDE OF MACHINE

OUTFEED VIEW COMING

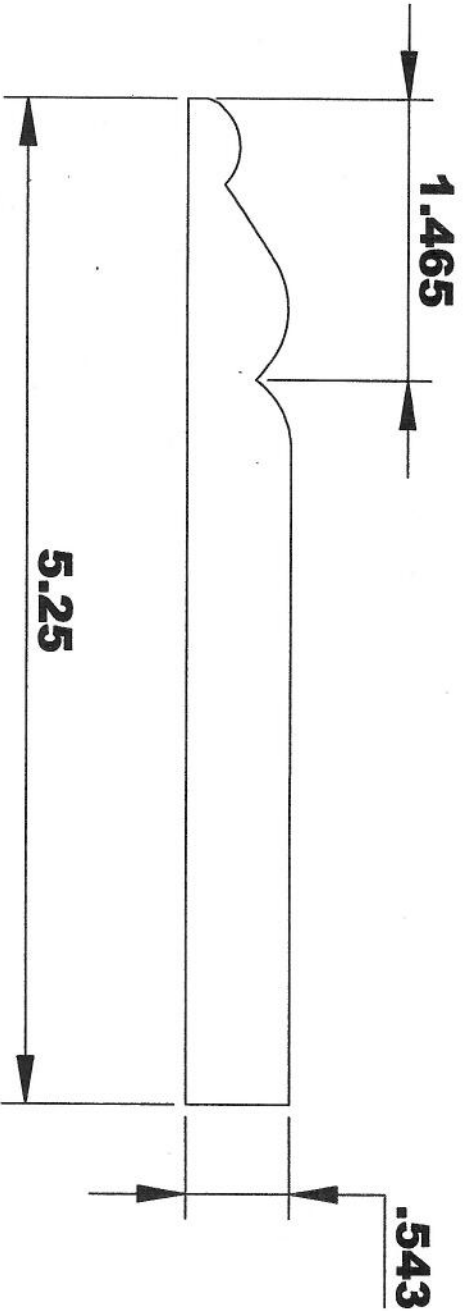
# SPECIFICATIONS

MOULDING # **BA 16**

CUSTOMER: \_\_\_\_\_

COMMENTS: **20\* HOOK**

MOULDER: 5/16 T-REX CORR., 1.5 START DEPTH, 10MM AXIALS  
T-REX LONG WEAR



INSIDE OF MACHINE

OUTFEED VIEW COMING



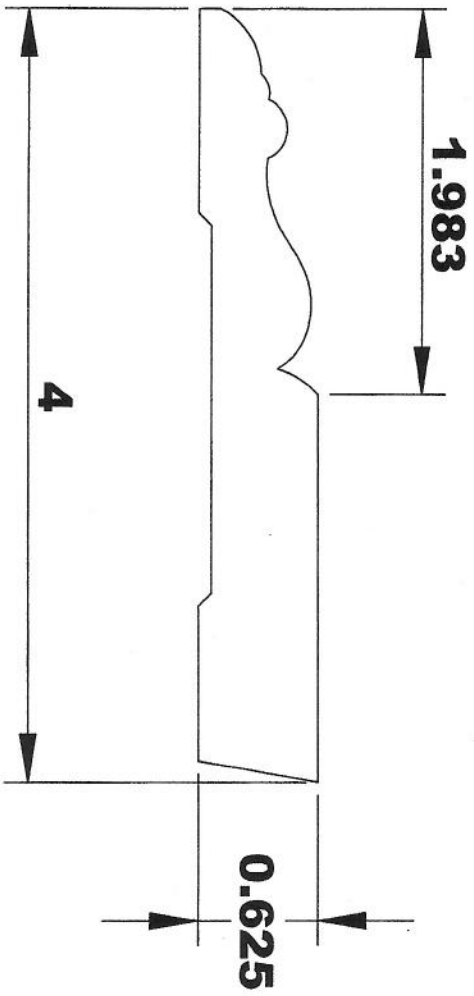
# SPECIFICATIONS

MOULDING # **TS-BA 17**

CUSTOMER: \_\_\_\_\_

COMMENTS: **20° HOOK**

MOULDER: 5/16 T-REX CORR., 1.5 START DEPTH, 10MM AXIALS  
T-REX LONG WEAR



INSIDE OF MACHINE

OUTFEED VIEW COMING

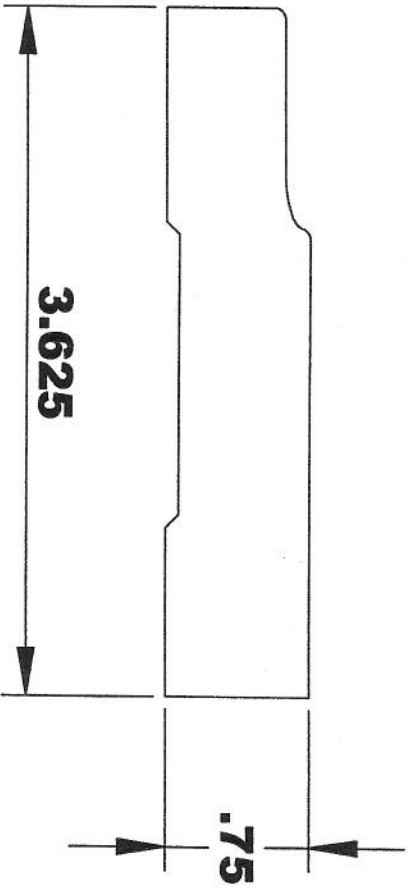
# SPECIFICATIONS

MOULDING # BA 17

CUSTOMER: \_\_\_\_\_

COMMENTS: 20 \* HOOK

MOULDER: 5/16 T-REX CORR., 1.5 START DEPTH, 10MM AXIALS  
T-REX LONG WEAR



INSIDE OF MACHINE

OUTFEED VIEW COMING

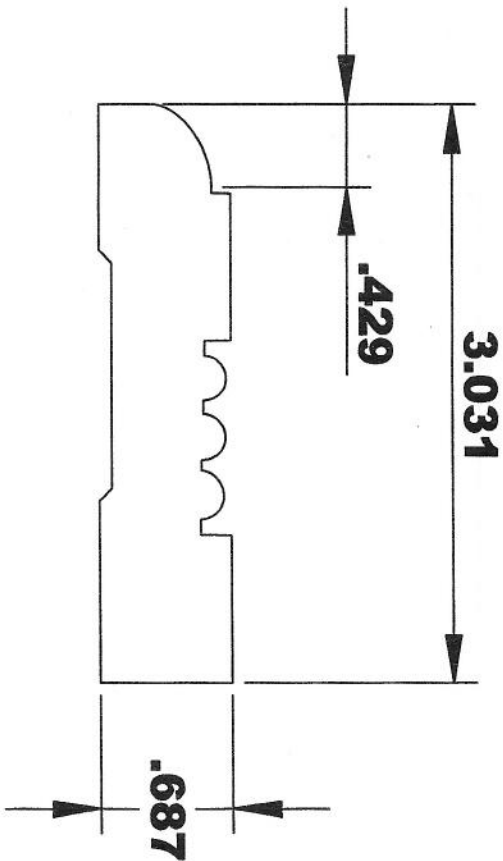
# SPECIFICATIONS

MOULDING # BA 18

CUSTOMER: \_\_\_\_\_

COMMENTS: 20 \* HOOK

MOULDER: 5/16 T-REX CORR., 1.5 START DEPTH, 10MM AXIALS  
T-REX LONG WEAR



INSIDE OF MACHINE

OUTFEED VIEW COMING

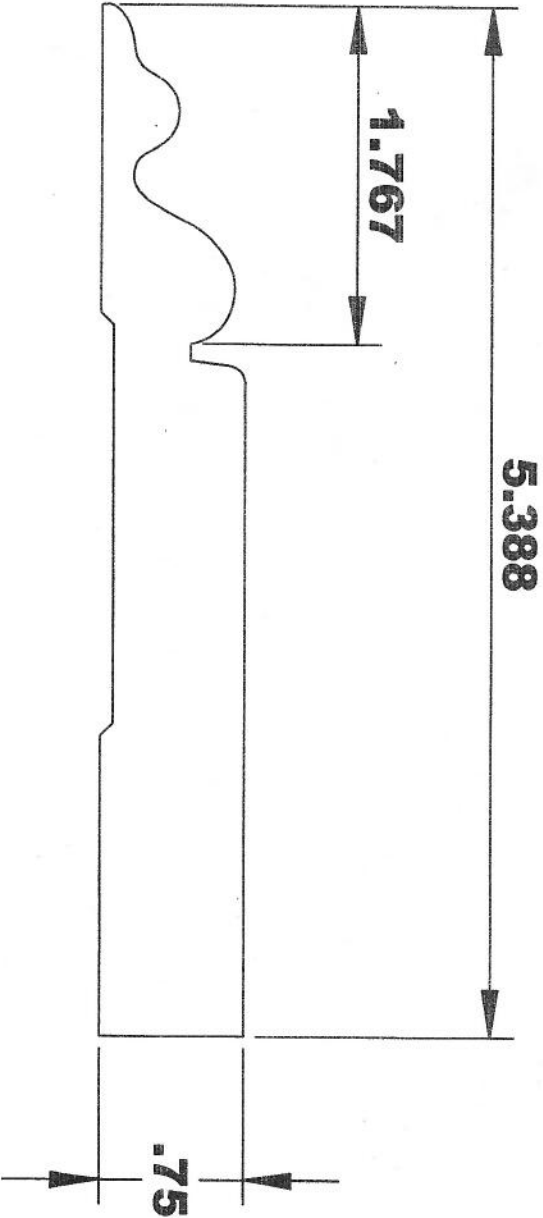
# SPECIFICATIONS

MOULDING # BA 19

CUSTOMER: \_\_\_\_\_

COMMENTS: 20\* HOOK

MOULDER: 5/16 T-REX CORR., 1.5 START DEPTH, 10MM AXIALS  
T-REX LONG WEAR



INSIDE OF MACHINE

OUTFEED VIEW COMING

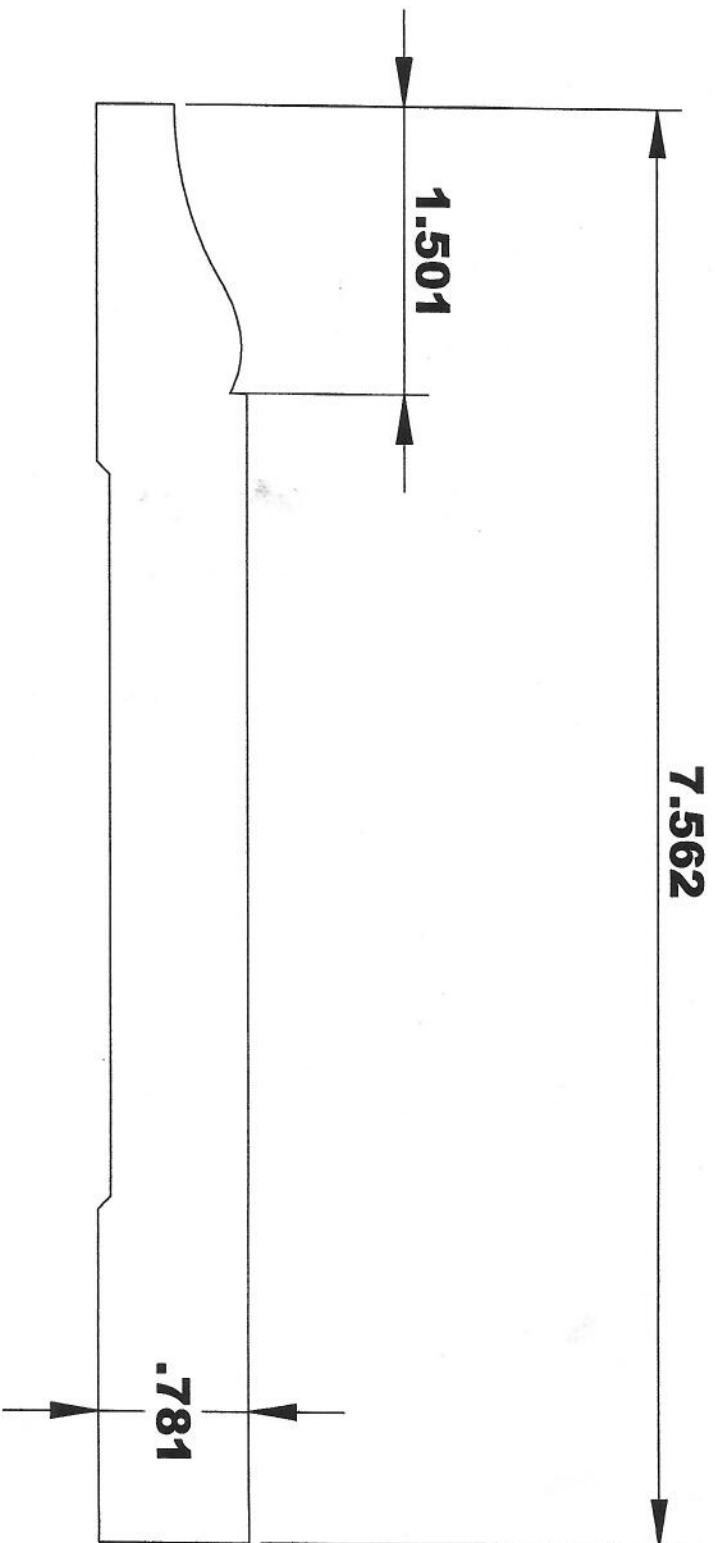
# SPECIFICATIONS

MOULDING # **BA 20**

CUSTOMER: \_\_\_\_\_

COMMENTS: **20\* HOOK**

MOULDER: 5/16 T-REX CORR., 1.5 START DEPTH, 10MM AXIALS  
T-REX LONG WEAR



INSIDE OF MACHINE

OUTFEED VIEW COMING

# SPECIFICATIONS

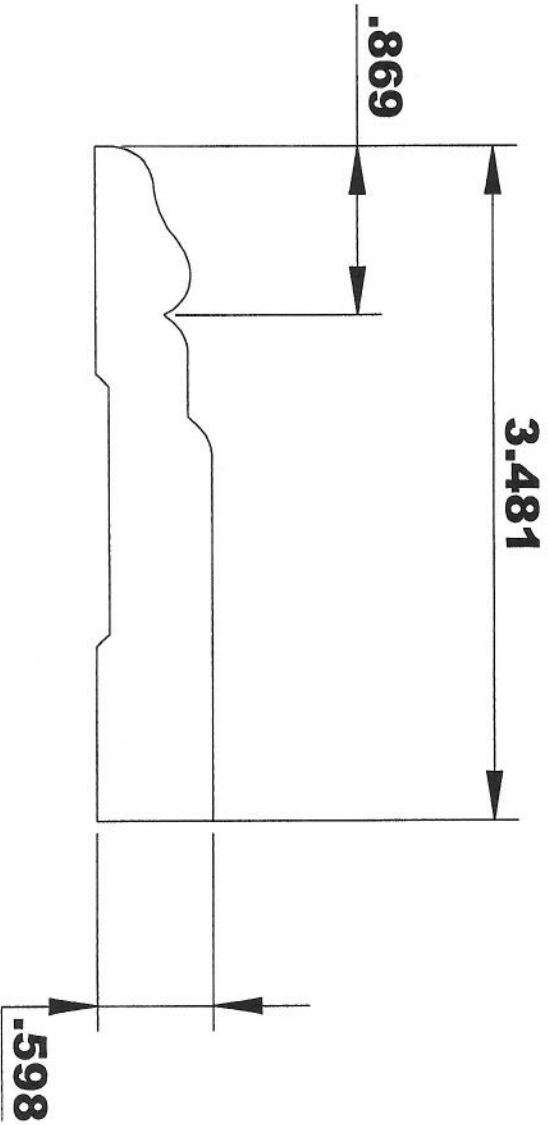
MOULDING # **BA 21**

CUSTOMER: \_\_\_\_\_

COMMENTS: **20\* HOOK**

MOULDER: **5/16 T-REX CORR., 1.5 START DEPTH, 10MM AXIALS**

**T-REX LONG WEAR**



**INSIDE OF MACHINE**

**OUTFEED VIEW COMING**

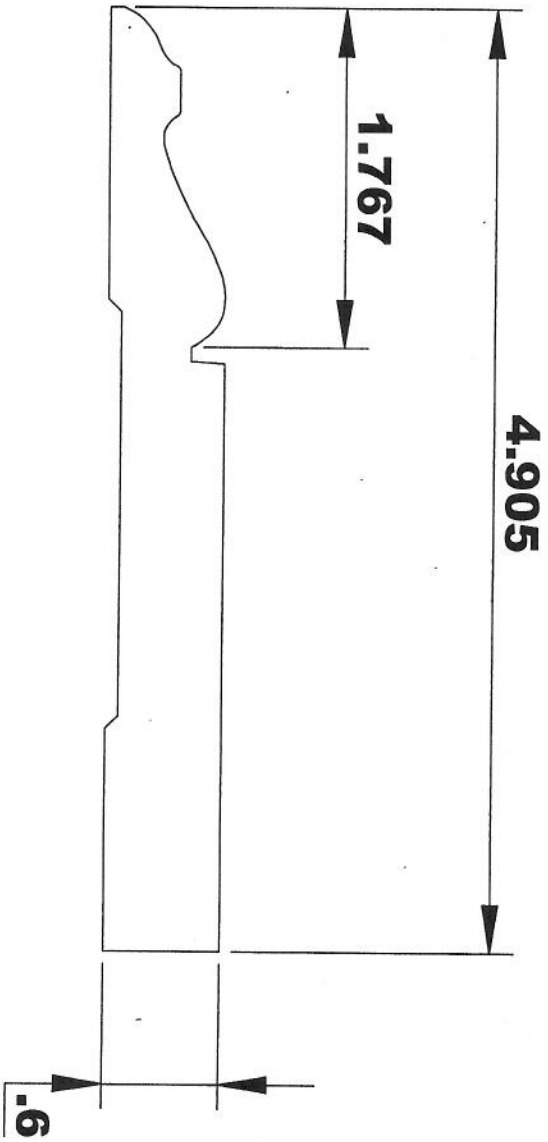
# SPECIFICATIONS

MOULDING # **BA 22**

CUSTOMER: \_\_\_\_\_

COMMENTS: **20 \* HOOK**

MOULDER: 5/16 T-REX CORR., 1.5 START DEPTH, 10MM AXIALS  
T-REX LONG WEAR



INSIDE OF MACHINE

OUTFEED VIEW COMING

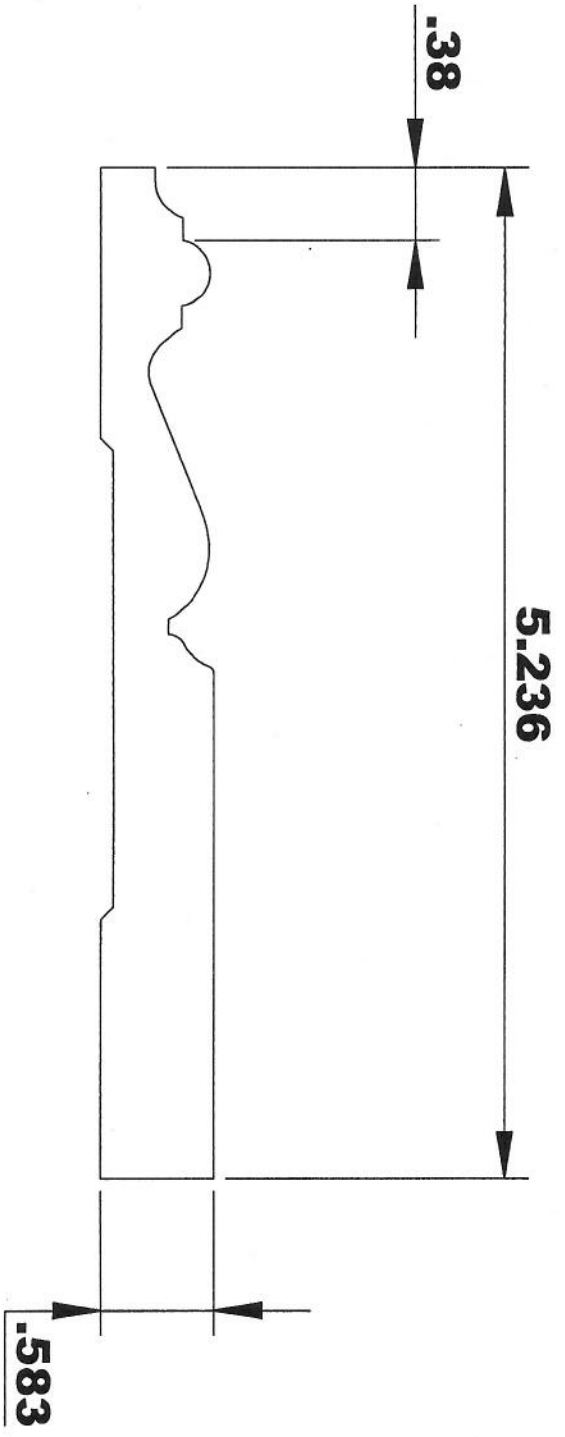
# SPECIFICATIONS

MOULDING # **BA 23**

CUSTOMER: \_\_\_\_\_

COMMENTS: **20\* HOOK**

MOULDER: 5/16 T-REX CORR., 1.5 START DEPTH, 10MM AXIALS  
T-REX LONG WEAR



INSIDE OF MACHINE

OUTFEED VIEW COMING



# SPECIFICATIONS

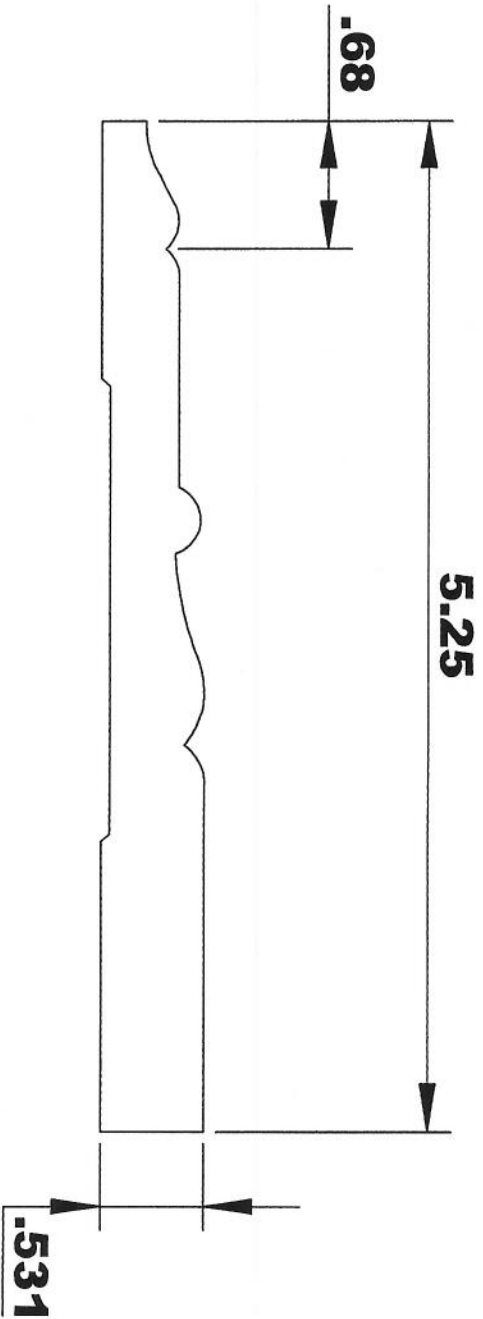
MOULDING # BA 24

CUSTOMER: \_\_\_\_\_

COMMENTS: 20\* HOOK

MOULDER: 5/16 T-REX CORR., 1.5 START DEPTH, 10MM AXIALS

T-REX LONG WEAR



INSIDE OF MACHINE

OUTFEED VIEW COMING


# SPECIFICATIONS

MOULDING # **BA 25**

CUSTOMER: \_\_\_\_\_

COMMENTS: **20\* HOOK**

MOULDER: 5/16 T-REX CORR., 1.375 START DEPTH, 10MM AXIALS  
T-REX LONG WEAR



INSIDE OF MACHINE

OUTFEED VIEW COMING

# SPECIFICATIONS

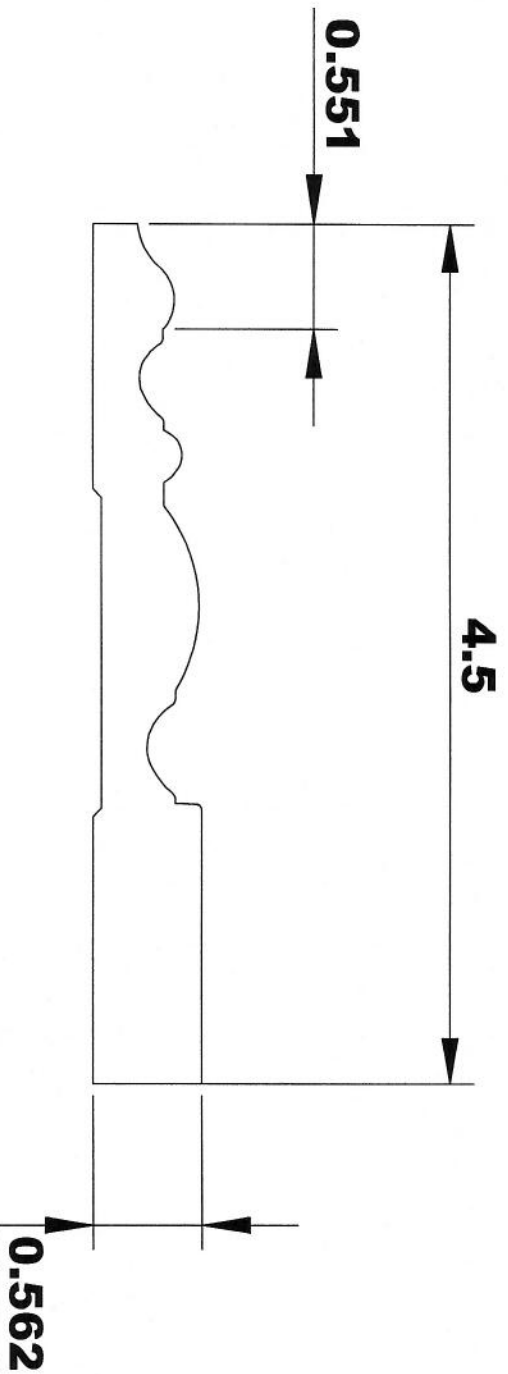
MOULDING # **BA 26**

CUSTOMER: \_\_\_\_\_

COMMENTS: **20 \* HOOK**

MOULDER: 5/16 T-REX CORR., 1.375 START DEPTH, 10MM AXIALS

**T-REX LONG WEAR**



**INSIDE OF MACHINE**

**OUTFEED VIEW COMING**

# SPECIFICATIONS

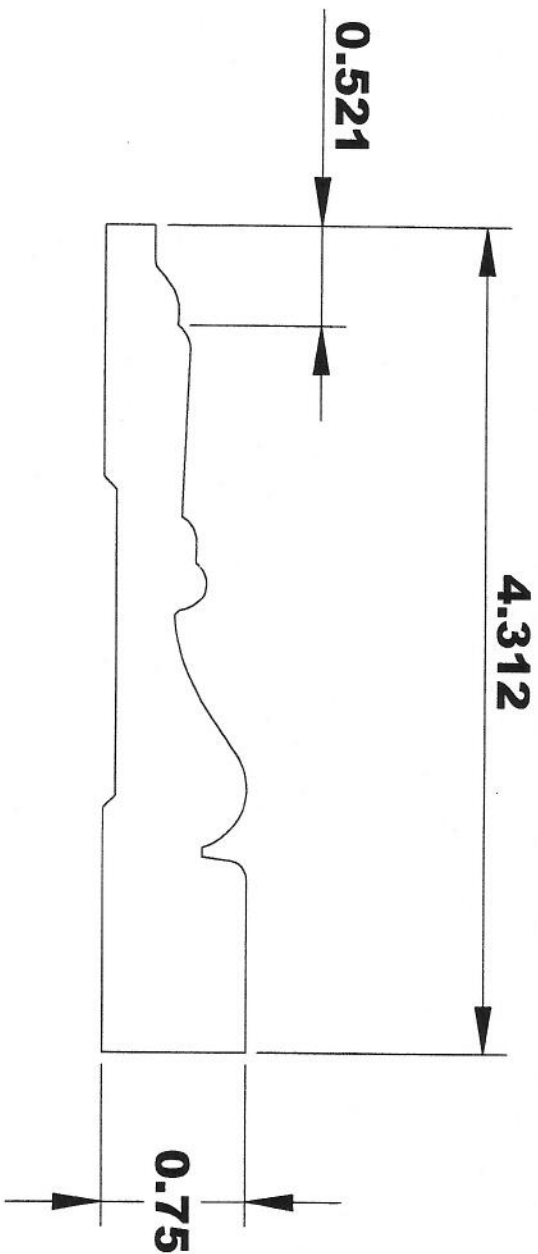
MOULDING # BA 27

CUSTOMER: \_\_\_\_\_

COMMENTS: 20\* HOOK

MOULDER: 5/16 T-REX CORR., 1.375 START DEPTH, 10MM AXIALS

T-REX LONG WEAR



INSIDE OF MACHINE

OUTFEED VIEW COMING

# SPECIFICATIONS

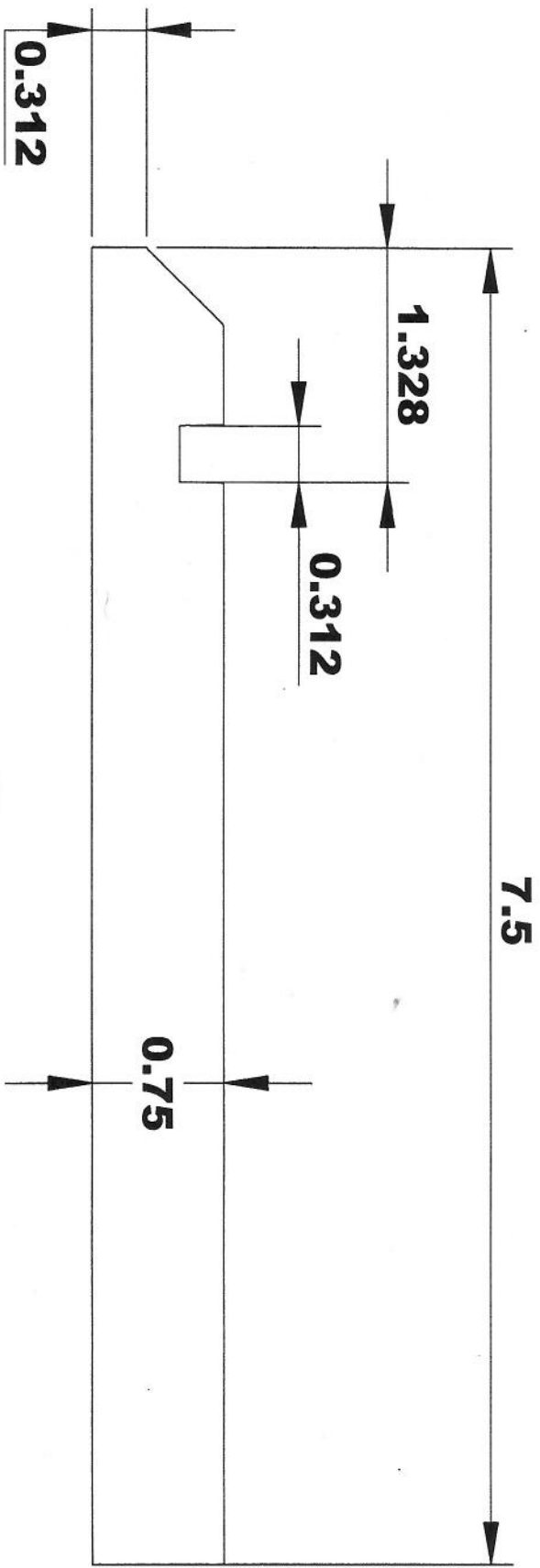
MOULDING # **BA 28**

CUSTOMER: \_\_\_\_\_

COMMENTS: **20\* HOOK**

MOULDER: 5/16 T-REX CORR., 1.375 START DEPTH, 10MM AXIALS

T-REX LONG WEAR



INSIDE OF MACHINE

OUTFEED VIEW COMING

# SPECIFICATIONS

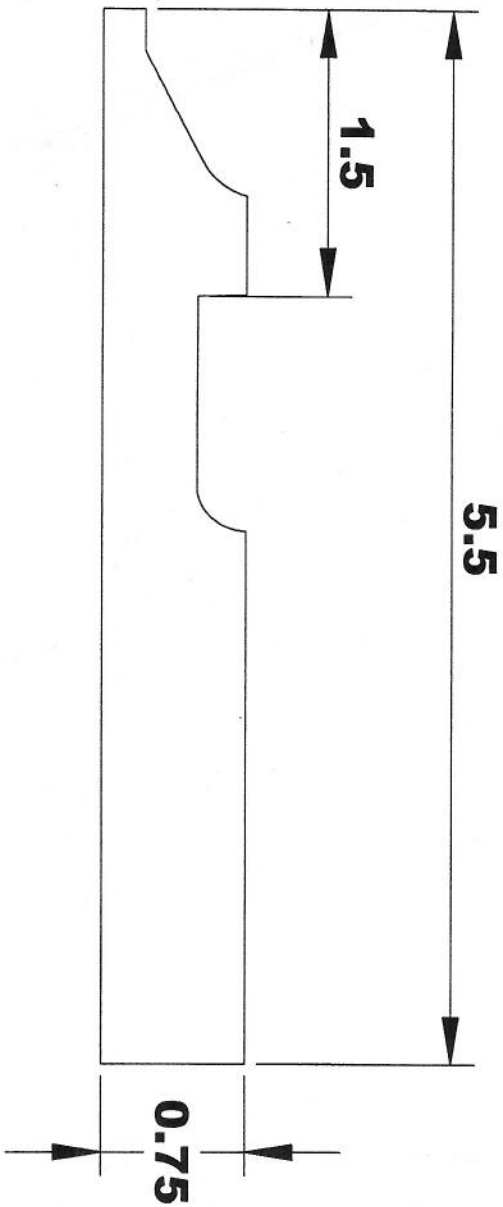
MOULDING # **BA 29**

CUSTOMER: \_\_\_\_\_

COMMENTS: **20 \* HOOK**

MOULDER: 5/16 T-REX CORR., 1.375 START DEPTH, 10MM AXIALS

T-REX LONG WEAR



INSIDE OF MACHINE

OUTFEED VIEW COMING

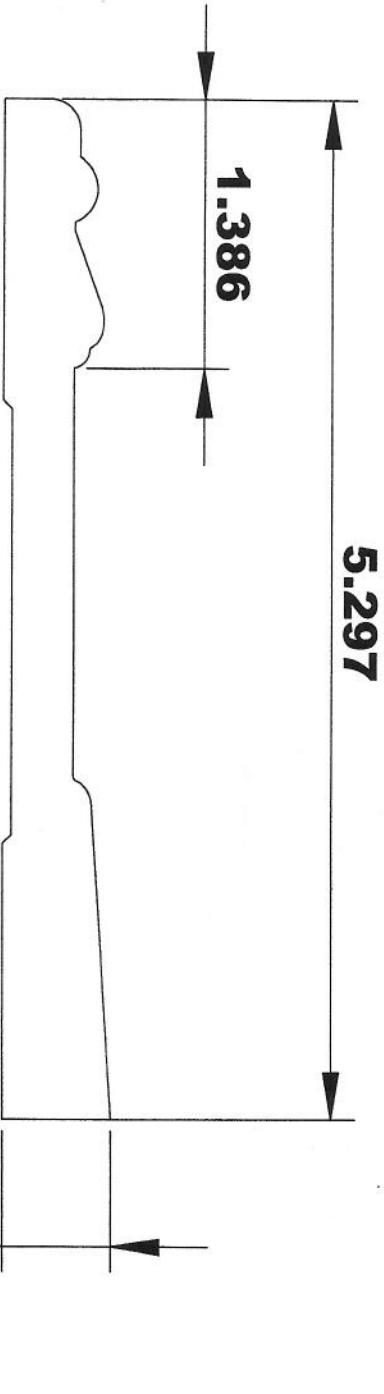
# SPECIFICATIONS

MOULDING # **BA 30**

CUSTOMER: \_\_\_\_\_

COMMENTS: **20\* HOOK**

MOULDER: 5/16 T-REX CORR., 1.375 START DEPTH, 10MM AXIALS  
T-REX LONG WEAR



INSIDE OF MACHINE

OUTFEED VIEW COMING